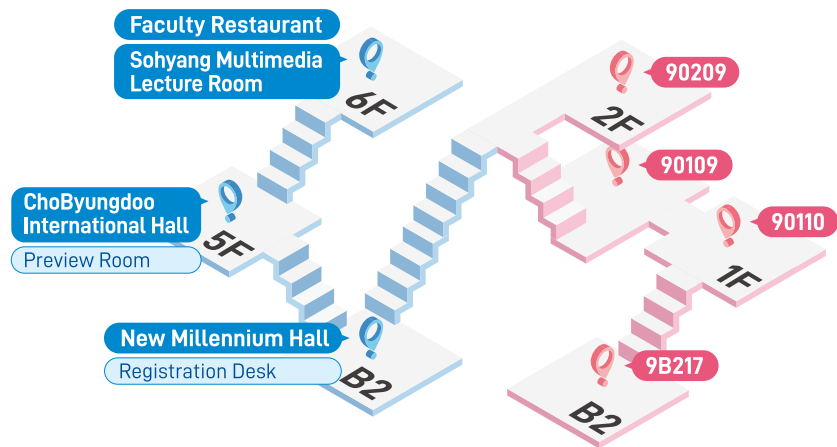


# CONTENTS

<b>Floor Plan &amp; Sponsor's Booth</b>	<b>02</b>
<b>On-site Information</b>	<b>04</b>
<b>ISOP Meetings</b>	<b>06</b>
<b>Additional Events</b>	<b>08</b>
<b>Program at a Glance</b>	<b>10</b>
<b>Scientific Program</b>	<b>17</b>
- Day 1 (June 23, Mon.)	
- Day 2 (June 24, Tue.)	
- Day 3 (June 25, Wed.)	
- Day 4 (June 26, Thur.)	
- Day 5 (June 27, Fri.)	
<b>Poster Presentations</b>	<b>62</b>

## Floor Plan



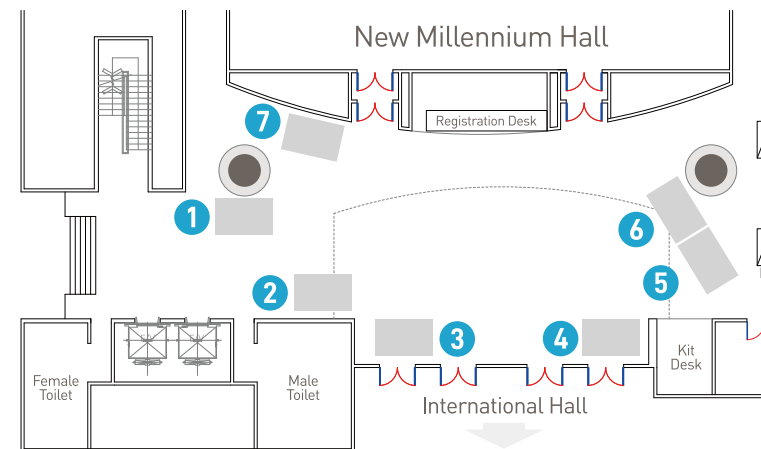
**600th Anniversary Hall**

- Faculty Restaurant **6F**
- Sohyang Multimedia Lecture Room **6F**
- ChoByungdo International Hall **5F**  
Preview Room  
Poster Presentation
- New Millennium Hall **B2**  
Registration Desk

**International Hall**

- 90209 **2F**
- 90110 **1F**
- 90109 **1F**
- 9B217 **B2**

## Sponsor's Booth



Booth No.	Company	Booth No.	Company
1	"Precision Genomics" DNA LINK	5	MABIK
2	Tomocube	6	NNIBR FBCC
3	INSILICOGEN www.insilicogen.com	7	Humanizing Genomics macrogen
4	XENO THE RNA SOLUTION HELIX		

## On-site Information

### Registration Desk

- **Location:** B2, New Millennium Hall Lobby (600th Anniversary Hall)
- **Opening Hours**

Date	Opening Hours	Date	Opening Hours
June 22 (Sun.)	15:00-18:00	June 25 (Wed.)	08:00-12:30
June 23 (Mon.)	08:00-18:00	June 26 (Thur.)	08:00-17:00
June 24 (Tue.)	08:00-18:00	June 27 (Fri.)	08:00-15:30

### Lunch

- **Location:** 6F, Faculty Restaurant (600th Anniversary Hall)
- **Opening Hours**

Date	Opening Hours	Date	Opening Hours
June 23 (Mon.)	12:20-14:00	June 26 (Thur.)	11:50-13:30
June 24 (Tue.)	11:50-13:30	June 27 (Fri.)	11:50-13:30

#### \* Lunch Coupons

Attached to the back of your name badge are four individual lunch coupons—one for each designated lunch day. Please detach and present the appropriate day’s coupon at the restaurant to receive your meal.

Lunch will be provided only on June 23, 24, 26, and 27.

Please note that lost coupons cannot be reissued, so keep them safe.

### Coffee Break

Date	Location	B2, New Millennium Hall Lobby (600th Anniversary Hall)	5F, ChoByungdoo International Hall (600th Anniversary Hall)	1F, Café Pandorothy (International Hall)
June 23 (Mon.)		10:40-11:00 & 15:30-15:50	10:40-11:00 & 15:30-15:50	15:30-15:50
June 24 (Tue.)		10:00-10:30 & 15:00-15:30	10:00-13:30 & 15:00-15:30	15:00-15:30

Date	Location	B2, New Millennium Hall Lobby (600th Anniversary Hall)	5F, ChoByungdoo International Hall (600th Anniversary Hall)	1F, Café Pandorothy (International Hall)
June 25 (Wed.)		10:00-10:30	-	-
June 26 (Thur.)		10:00-10:30 & 15:00-15:30	-	15:00-15:30
June 27 (Fri.)		10:00-10:30	-	-

\* The detailed schedule is subject to change depending on on-site conditions.

### Preview Room

- **Location:** 5F, ChoByungdoo International Hall Lobby (600th Anniversary Hall)
- **Opening Hours**

Date	Opening Hours	Date	Opening Hours
June 22 (Sun.)	15:00-18:00	June 25 (Wed.)	08:00-12:00
June 23 (Mon.)	08:00-17:00	June 26 (Thur.)	08:00-17:00
June 24 (Tue.)	08:00-17:00	June 27 (Fri.)	08:00-12:00

\* All oral presenters must bring their presentations here and double-check them prior to their talks.

### Poster Session

- **Location:** 5F, ChoByungdoo International Hall (600th Anniversary Hall)
- **Opening Hours**

Date	Opening Hours	Date	Opening Hours
June 23 (Mon.)	17:15-19:00	June 24 (Tue.)	17:15-19:00

#### • Poster Mounting / Dismantling Hours

Poster Mounting		Poster Dismantling	
Date	Hours	Date	Hours
June 22 (Sun.)	13:00-20:00	June 24 (Tue.)	19:00
June 23 (Mon.)	08:00-10:00		

---

## ISOP Meetings

---

### ISOP Executive Meeting (Pre-conference)

---

- **Date & Time:** June 22 (Sun.), 13:00-16:00
- **Location:** 6F, Seminar Room (600th Anniversary Hall)


---

### ISOP Membership/Business Meeting

---

- **Date & Time:** June 26 (Thur.), 12:00-12:40
- **Location:** 1F, Room #90110 (International Hall)



16th International Congress of Protistology 2025,  
Joint meeting of 

# ICOP/ISOP 2025

## Additional Events

### Welcome Reception

- **Date & Time:** June 22 (Sun.), 16:00-18:00
- **Location:** 1F, Student Lounge (International Hall)

#### \* Notice


Upon collecting your name badge at the registration desk, you will receive three drink coupons, which can be used during the Welcome Reception and Poster Session. Additional drink coupons can be purchased at the kit desk for 5,000 KRW each.

### Cultural Performance: Experience the Heartbeat of Korea!

- **Date & Time:** June 26 (Thur.), 18:00-18:30
- **Location:** B2, New Millennium Hall (600th Anniversary Hall)

Join us for a thrilling showcase of **Korean traditional performances**. Feel the energy, tradition, and passion through the dynamic sounds of Korea's cultural heritage.

**Don't miss this unique cultural experience!**



\* All ICOP 2025 registrants are welcome to participate at no additional cost.

### Banquet

- **Date & Time:** June 26 (Thur.), 18:40-20:00
- **Location:** 5F, ChoByungdoo International Hall (600th Anniversary Hall)


\* Admission is restricted to pre-registered participants.

### Protist Pub Trivia

- **Date & Time:** June 24 (Tue.), 18:00-19:00
- **Location:** MAKSOME\_Hyehwa (9 Daemyeong-gil, Jongno-gu, Seoul)

### Student Night

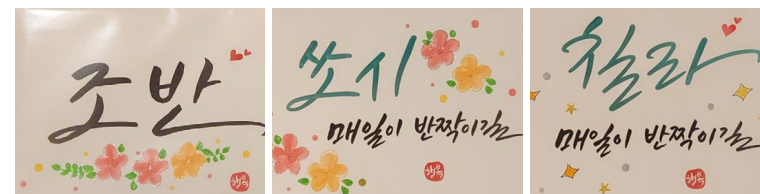
- **Date & Time:** June 24 (Tue.), 19:00-22:00
- **Location:** MAKSOME\_hyehwa (9 Daemyeong-gil, Jongno-gu, Seoul)



\* All students are welcome! Please wear your STUDENT badge from registration. Enjoy free food and drinks!

### Korean Calligraphy Event

- **Date & Time:** June 23 (Mon.)- June 24 (Tue.), 10:00-17:00
- **Location:** 5F, ChoByungdoo International Hall Lobby (600th Anniversary Hall)



Have your Korean name beautifully written on a calligraphy postcard. This complimentary event will be available for two days only – don't miss the opportunity!

## Program at a Glance

As session end times may vary, please refer to the Scientific Program for the exact timing of each presentation and session.

### June 22 (Sun.)

Time	New Millennium Hall (B2, 600th Anniversary Hall)	ChoByungdoo International Hall (5F, 600th Anniversary Hall)	9B217 (B2, International Hall)	Sohyang Multimedia Lecture Room (6F, 600th Anniversary Hall)	90209 (2F, International Hall)
13:00-16:00	<b>Pre Conference ISOP Executive Meeting</b> (6F, Seminar Room, 600th Anniversary Hall)				
13:00-20:00		<b>Poster Mounting</b> (also on June 23, 08:00-10:00)			
15:00-18:00	<b>Registration</b>				
16:00-18:00	<b>Welcome Reception</b> (1F, Student Lounge, International Hall)				

### June 23 (Mon.)

Time	New Millennium Hall (B2, 600th Anniversary Hall)	ChoByungdoo International Hall (5F, 600th Anniversary Hall)	9B217 (B2, International Hall)	Sohyang Multimedia Lecture Room (6F, 600th Anniversary Hall)	90209 (2F, International Hall)
09:00-9:15	<b>Opening Ceremony</b>				
09:15-9:40	<b>Keynote 1 (Mann Kyoon Shin)</b> Protistology in Korea: Past, Present, and Future				
09:40-10:40	<b>Keynote 2 (Andrew J. Roger)</b> New Insights into the Origin and Early Evolution of Eukaryotes from Phylogenomic Analyses				
10:40-11:00	Coffee Break				
11:00-12:20	<b>SS 1</b> Predatory Protists	<b>SS 2</b> The Life of Retaria and Other Large Protists	<b>SS 3</b> Decoding Life Mechanisms and Evolution through Genetic Manipulation in Algae	<b>SS 4</b> Emerging Challenges in Protistan Pathogen Research	
12:20-14:00	Lunch				
14:00-15:30	<b>OP 1</b> Protist Diversity	<b>OP 2</b> Protist Evolution	<b>OP 3</b> Harmful Protists	<b>SA1</b> Student Award Competition Session 1	<b>SA2</b> Student Award Competition Session 2
15:30-15:50	Coffee Break				
15:50-17:20	<b>OP 4</b> Protist Diversity	<b>OP 5</b> Endosymbiosis	<b>OP 6</b> Parasites	<b>OP 7</b> Protist Microscopy	<b>SA3</b> Student Award Competition Session 3
17:15-19:00		Poster Session			

**Program at a Glance**

**June 24 (Tue.)**

Time	New Millennium Hall (B2, 600th Anniversary Hall)	ChoByungdoo International Hall (5F, 600th Anniversary Hall)	9B217 (B2, International Hall)	90110 (1F, International Hall)	90109 (1F, International Hall)
09:00-10:00	<b>Keynote 3 (Shuhai Xiao)</b> A Paleontological Perspective on the Early Evolution of Eukaryotes (Mostly Protists)				
10:00-10:30	Coffee Break				
10:30-11:50	<b>SS 7</b> Origin of Multicellularity in Eukaryotes	<b>SS 6</b> Diverse Behavioral Strategies Exhibited by Protists	<b>SS 5</b> Omics-Powered Discoveries in Dinoflagellate Ecology and Evolution	<b>Hutner Award Presentations</b> 1) Anastasios Tsaousis 2) Laura Eme 3) Shan Gao	
11:50-13:30	Lunch				
13:30-15:00	<b>OP 8</b> Protist Diversity	<b>OP 9</b> Endosymbionts/Taxonomy and Diverse Protist	<b>OP 10</b> Parasites	<b>OP 11</b> Protist Microscopy	<b>SA4</b> Student Award Competition Session 4
15:00-15:30	Coffee Break				
15:30-17:00	<b>OP 12</b> Protist Diversity	<b>OP13</b> Taxonomy and Diverse Protist	<b>OP 14</b> Parasites	<b>SA5</b> Student Award Competition Session 5	<b>SA6</b> Student Award Competition Session 6
17:15-19:00		Poster Session			
18:00-22:00	<b>Protist Pub Trivia (18:00-19:00)</b> <b>Student Night (19:00-22:00)</b> * Off-site Venue				

**June 25 (Wed.)**

Time	New Millennium Hall (B2, 600th Anniversary Hall)	ChoByungdoo International Hall (5F, 600th Anniversary Hall)	9B217 (B2, International Hall)	90110 (1F, International Hall)	90109 (1F, International Hall)
09:00-10:00	<b>Keynote 4 (Thomas Mock)</b> Adaptive Evolution in Protists: Diatoms as a Test Case				
10:00-10:30	Coffee Break				
10:30-11:50	<b>ISOP SS 1</b> Survival is Complex! Traits of Bioenergetic Enzyme Complexes in Protists from Diverse Niches		<b>SS 8</b> Life in Volcanic Hot Springs	<b>SS 9</b> Seaweed Aquaculture: From Seed to Sustainable Cultivation across Land-Based, Open Water, and Offshore Systems	<b>SS 10</b> Special Ecological and Biological Characteristics of Protozoan
14:00	Tour (*Applicants only)				

**Program at a Glance**


**June 26 (Thur.)**

Time	New Millennium Hall (B2, 600th Anniversary Hall)	ChoByungdoo International Hall (5F, 600th Anniversary Hall)	9B217 (B2, International Hall)	90110 (1F, International Hall)	90109 (1F, International Hall)
09:00-10:00	<b>Keynote 5 (Gautam Dey)</b> Evolution and Diversity of Mitosis				
10:00-10:30	Coffee Break				
10:30-11:50	<b>SS 11</b> State-of-the-art Microscopy Techniques in Protistology		<b>SS 14</b> Biogeography and Population Structure of Freshwater Microalgae	<b>Past President Talks</b> 1) Patrick Keeling 2) Anna Karnkowska (60min)	<b>OP 15</b> Photosynthetic Eukaryotes/ Protist Genetics and Biochemistry
11:50-13:30	Lunch			<b>ISOP Membership/ Business Meeting</b> (12:00-12:40)	
13:30-15:00	<b>OP 16</b> Protist Ecology		<b>OP 17</b> Genomics	<b>SA7</b> Student Award Competition Session 7	<b>SA8</b> Student Award Competition Session 8
15:00-15:30	Coffee Break				
15:30-17:00	<b>OP 18</b> Protist Ecology		<b>OP 19</b> Genomics/Protist Genetics and Biochemistry	<b>SA9</b> Student Award Competition Session 9	<b>SA10</b> Student Award Competition Session 10
18:00-18:30	<b>Korean Traditional Performance</b> (*All participants can attend.)				
18:40-20:00		<b>Banquet</b> (*For applicants only)			

**June 27 (Fri.)**

Time	New Millennium Hall (B2, 600th Anniversary Hall)	ChoByungdoo International Hall (5F, 600th Anniversary Hall)	9B217 (B2, International Hall)	90110 (1F, International Hall)	90109 (1F, International Hall)
09:00-10:00	<b>Keynote 6 (Jana Milucka)</b> Ecology of a Novel Protist Symbiosis				
10:00-10:30	Coffee Break				
10:30-11:50	<b>SS 13</b> Trait Annotation to Study the Functional Diversity of Protists across Earth Biomes		<b>ISOP SS 2</b> Environmental Sensing, Responses and Differentiation in Protists	<b>SS 15</b> Enhancing Insights into Harmful Algal Blooms: Microbial Interactions, Genetic Diversity, and Ecophysiological Impacts	<b>SS 16</b> Ciliates as Model Organisms
11:50-13:30	Lunch				
13:30-14:30	<b>OP 20</b> Protist Ecology & Genomics, Transcriptomics, and Metagenomics			<b>OP 22</b> Bacteria and Viruses in Protists	<b>OP 23</b> Bacteria and Viruses in Protists
14:30-15:00	<b>Closing Ceremony</b>				





16th International Congress of Protistology 2025,  
Joint meeting of 

**ICOP/ISOP 2025**

*Day 1*

---

**June 23 (Mon.)**



## Scientific Program

Day 1 - June 23 (Mon.)

### Keynote 1

**Room** New Millennium Hall

09:15-09:40 **Protistology in Korea: Past, Present, and Future**  
Mann Kyoon Shin (University of Ulsan, Republic of Korea)

### Keynote 2

**Room** New Millennium Hall

09:40-10:40 **New Insights into the Origin and Early Evolution of Eukaryotes from Phylogenomic Analyses**  
Andrew J. Roger (Dalhousie University, Canada)

### SS 1 Predatory Protists

**Room** New Millennium Hall

11:00-11:20	SS 1-1	<b>New predatory representatives of the poorly studied stramenopile group Bigyromonada elucidate the origin of parasitism in Oomycetes and Pirsoniales</b> Kristina Prokina (Université Paris-Saclay, France)
11:20-11:40	SS 1-2	<b>Watching tiny predators: cell biology and eukaryotrophic behaviours in phylogenetically distinct flagellates</b> Yana Eglit (University of Victoria, Canada)
11:40-12:00	SS 1-3	<b>The Evolutionary Significance of Eukaryotrophic Free-living Flagellates Within Sar</b> Elizabeth Weston (Dalhousie University, Canada)
12:00-12:20	SS 1-4	<b>Predatory flagellates as important branches of the eukaryotic tree of life and key members of microbial communities</b> Denis Tikhonenkov (Russian Academy of Sciences, Russian Federation)

### SS 2 The Life of Retaria and Other Large Protists

**Room** ChoByungdoo International Hall

11:00-11:20	SS 2-1	<b>Bringing Retaria to life</b> Raphael Morard (University of Bremen, Germany)
11:20-11:40	SS 2-2	<b>The multiple reproductive pathways of planktonic foraminifera</b> Julie Meilland (CEREGE, France)
11:40-12:00	SS 2-3	<b>Phosphate storage in foraminifera - An adaptation to O2 depletion that could counteract anthropogenic coastal eutrophication</b> Nicolaas Glock (Hamburg University, Germany)
12:00-12:20	SS 2-4	<b>Revealing The Diversity And Evolution Of Radiolaria Beyond The Stars Of The Ocean</b> Miguel Sandin (Institut de Biologia Evolutiva (CSIC-Universitat Pompeu Fabra), Spain)

### SS 3 Decoding Life Mechanisms and Evolution through Genetic Manipulation in Algae

**Room** 9B217

11:00-11:20	SS 3-1	<b>Life Cycle, And Genetic Modification Techniques In The Unicellular Polyextremophilic Red Algae Cyanidiophyceae</b> Shin-Ya Miyagishima (National Inst. of Genetics, Japan)
11:20-11:40	SS 3-2	<b>Genome Sequencing And Genetic Transformation Of Chlorarachniophyte Algae</b> Yoshihisa Hirakawa (Univ. of Tsukuba, Japan)
11:40-12:00	SS 3-3	<b>Functional analysis on heterogeneous flagella of the brown algal swimmers</b> Minori Harada (Hokkaido Univ., Japan)
12:00-12:20	SS 3-4	<b>Establishing Genome Editing in Rapaza viridis for Functional Analysis of Kleptoplasty-related Genes</b> Yuichiro Kashiya (Fukui Univ. of Tech., Japan)

## Scientific Program

### SS 4 Emerging Challenges in Protistan Pathogen Research

Room Sohyang Multimedia Lecture Room

11:00-11:20	SS 4-1	<p><b>Spatiotemporal Variation in Condition, Reproduction, and Protozoan-Trematode Infections of the Manila Clam <i>Ruditapes philippinarum</i> in Anmyeondo Island Tidal Flats, West Coast of Korea</b></p> <p>Kwang-Sik Choi (Jeju National University, Republic of Korea)</p>
11:20-11:40	SS 4-2	<p><b>First Evidence of Mass Mortality in Manila Clams <i>Ruditapes philippinarum</i> Associated with Paramyxean Parasite <i>Eomarteilia granula</i></b></p> <p>Young-Ghan Cho (National Institute of Fisheries Science (NIFS), Republic of Korea)</p>
11:40-12:00	SS 4-3	<p><b>Molecular Screening Of Oie-Listed And Protozoan Pathogens In Pacific Oysters (<i>crassostrea Gigas</i>) And Mediterranean Mussels (<i>mytilus Galloprovincialis</i>) From Korean Port Waters Using Species-Specific PCR</b></p> <p>Jeong-Hwa Kim (Jeju National University, Republic of Korea)</p>
12:00-12:20	SS 4-4	<p><b>Prevalence and intensity of <i>Perkinsus marinus</i> infections in farmed oysters (<i>Crassostrea virginica</i>, <i>C. gigas</i>) across the USA, Mexico, Brazil, and South Korea using a novel qPCR-based diagnostic assay</b></p> <p>Seung-Hyeon Kim (Kunsan National University, Republic of Korea)</p>
12:20-12:40	SS 4-5	<p><b>First report of <i>Oblongichytrium</i> spp. in Pacific oysters from Southern and Western coasts of South Korea: Molecular and microscopic insights</b></p> <p>S.D.N.K. Bathige (Kunsan National University, Republic of Korea)</p>

### OP1 Protist Diversity

Room New Millennium Hall

14:00-14:15	OP1-1	<p><b>Regional Endemism Instead Of Unlimited Gene Flow: Phylogeography Of Nivicolous Myxomycetes In The Mountains Of Eurasia.</b></p> <p>Maho Inoue (University of Greifswald, Germany)</p>
14:15-14:30	OP1-2	<p><b>Contrasting genetic diversity and regional structure of two <i>Gracilaria</i> species in Northeast Asia</b></p> <p>Mi Yeon Yang (Jeju National University, Republic of Korea)</p>
14:30-14:45	OP1-3	<p><b>Ecological Effects Of Fish And Shellfish Mariculture On Microeukaryotic Community</b></p> <p>Weiwei Liu (Chinese Academy of Science, China)</p>
14:45-15:00	OP1-4	<p><b>Diversity Of Picoeukaryotes From The Mexican Pacific Revealed Through Metabarcoding: New Paradigms</b></p> <p>David U. Hernández-Becerril (Universidad Nacional Autónoma de México, Mexico)</p>
15:00-15:15	OP1-5	<p><b>From protist phylogenies to classification</b></p> <p>Sina Adl (University of Saskatchewan, Canada)</p>
15:15-15:30	OP1-6	<p><b>Marine Protist Presents Different Genetic Population Structure Between Oceans Than Metazoa And Archaeplastida</b></p> <p>Rubén González-Miguéns (Instituto Biología Evolutiva (IBE-CSIC), Spain)</p>

### OP2 Protist Evolution

Room ChoByungdoo International Hall

14:00-14:15	OP2-1	<p><b>Exploration of orthologous groups reveals core proteins of eukaryotic protein complexes</b></p> <p>Ore Francis (Wellcome Sanger Institute, UK)</p>
14:15-14:30	OP2-2	<p><b>Complex Evolutionary Patterns Of Cytoskeleton Gene Families Were Revealed For Ciliates</b></p> <p>Zhenzhen Yi (South China Normal University, China)</p>

June 23 (Mon.)

June 24 (Tue.)

June 25 (Wed.)

June 26 (Thur.)

June 27 (Fri.)

## Scientific Program

14:30-14:45	OP2-3	<b>Insect trypanosomatids – growing diversity of cultivable isolates reveals distinct lifestyles, endosymbionts and genetic codes</b> Julius Lukes (Czech Academy of Sciences, Czech Republic)
14:45-15:00	OP2-4	<b>Kinetoplastid Genomes - Size Matters</b> Daryna Zavadzka (Institute of Evolutionary Biology (CSIC-Universitat Pompeu Fabra), Spain)
15:00-15:15	OP2-5	<b>Comparative genomic analysis of species-specific temperature adaptation mechanisms in Skeletonema species</b> Shuya Liu (Chinese Academy of Sciences, China)
15:15-15:30	OP2-6	<b>A phylotranscriptomic investigation into the dictyostelid amoebae reveals a single developmental model may be insufficient to describe development across the group.</b> Alexander K. Tice (Texas Tech University, USA)

## OP3 Harmful Protists

Room 9B217

14:00-14:15	OP3-1	<b>Harmful/toxic Marine Protists And The Korea Undos Implementation Research Group</b> Wonho Yih (Kunsan National University/ Korean Academy of Marine Science, Republic of Korea)
14:15-14:30	OP3-2	<b>Development of a synthetic DNA-based qPCR method for monitoring the occurrence of Dinophysis spp. under climate change</b> Su-Min Kang (Jeju National University, Republic of Korea)
14:30-14:45	OP3-3	<b>Genomic and Phylogenetic Analyses of the Domoic Acid Biosynthesis Genes in the Benthic Diatom Nitzschia navis-varingica (Bacillariophyceae)</b> Zongmei Cui (Chinese Academy of Sciences, China)

14:45-15:00	OP3-4	<b>Effect of the Harmful Microalga Heterosigma akashiwo on Aggregation and Sinking of Microplastics</b> Sudusinghe Kavindu Dhanajaya (Korea Institute of Ocean Science & Technology(KIOST) / University of Science and Technology (UST), Republic of Korea)
15:00-15:15	OP3-5	<b>Synergistic Effects Of Karenia Mikimotoi And Hypoxia On Histological Alterations And Metabolic Adaptations In Hybrid Abalone (haliotis Discus Hannai × H. Fulgens)</b> Xin Xu (Minjiang University, China)
15:15-15:30	OP3-6	<b>Comparisons of plankton communities between a Margalefidinium polykrikoides (Gymnodiniales, Dinophyceae) bloom and adjacent non-bloom waters</b> Hyun Jun Yang (Chonnam National University, Republic of Korea)

## SA1 Student Award Competition 1

Room Sohyang Multimedia Lecture Room

14:00-14:15	SA1-1	<b>Comparative Study Of Transposable Elements In Unicellular And Multicellular Eukaryotic Microorganisms</b> Angela Correa (Texas Tech University, USA)
14:15-14:30	SA1-2	<b>Comparative Transcriptomics Reveal Functional Divergence In Rhizaria</b> Jule Freudenthal (University of Cologne, Germany)
14:30-14:45	SA1-3	<b>Unraveling Deep Evolutionary Relationships In Retaria Through Single-Cell Transcriptomics</b> Daniele Giannotti (University of British Columbia, Canada)
14:45-15:00	SA1-4	<b>Horizontal gene transfers in the genomes of Cyanidiophyceae</b> Yongsung Lee (Sungkyunkwan University, Republic of Korea)
15:00-15:15	SA1-5	<b>Comparative genomics of free-living and parasitic diplomonads</b> Monika Wisniewska (Institute of Parasitology, Czech Republic)
15:15-15:30	SA1-6	<b>Copy That! - Comparing Digital PCR Platforms For Precise And Reproducible Gene Copy Number Analyses In Protists</b> Megan Gross (RPTU Kaiserslautern-Landau, Germany)

June 23 (Mon.)

June 24 (Tue.)

June 25 (Wed.)

June 26 (Thur.)

June 27 (Fri.)

## Scientific Program

### SA2 Student Award Competition 2

Room 90209

14:00-14:15	SA2-1	<b>Gene evolution of the carotenoid biosynthesis pathway from primary to secondary endosymbiosis groups</b> YuJin Jeong (Kyungpook National University, Republic of Korea)
14:15-14:30	SA2-2	<b>On the Tree of Archaeplastida: The Impact of Rapidly Evolving and Heterotachious Positions on Nuclear and Plastid Phylogenomic Inferences.</b> Ryu Isogai (University of Tsukuba, Japan)
14:30-14:45	SA2-3	<b>Interplay Of Epigenetic Silencing And Viral Endogenization In Diverse Protist Genome Assemblies</b> Cédric Blais (Dalhousie University, Canada)
14:45-15:00	SA2-4	<b>Breviate Protists Viability Is Linked to the Metabolic Versatility of Its Associated Microbiome Under Anoxic Conditions</b> Karla Iveth Aguilera-Campos (Lund University, Sweden)
15:00-15:15	SA2-5	<b>From Parasites to Endosymbionts: a Hypothetical Evolutionary Model of Respiratory Endosymbioses</b> Louison Nicolas-Asselineau (Max Planck Institute for Marine Microbiology, Germany)
15:15-15:30	SA2-6	<b>Mirusvirus Genomic Integration and Co-Evolution with Thraustochytrid Hosts</b> Jessica Latimer (Dalhousie University, Canada)

### OP4 Protist Diversity

Room New Millennium Hall

15:50-16:05	OP4-1	<b>Unravelling the confusing taxonomy and phylogeny of the genus Poterioochromonas (Chrysophyceae), an important grazer of microalgae</b> Mixue Jiang (Institute of Hydrobiology Chinese Academy of Sciences, China)
-------------	-------	-------------------------------------------------------------------------------------------------------------------------------------------------------------------------------------------------------------------------

16:05-16:20	OP4-3	<b>Protist community dynamics in response to varying water masses in the northeastern East China Sea in 2023</b> Hye Jin Seo (Chonnam National University, Republic of Korea)
16:20-16:35	OP4-4	<b>From the Rivers to the Sea: Exploring the Diversity of Cyphoderiidae through Salinity Gradient</b> María Martínez-Ríos (Real Jardín Botánico-CSIC, Spain)
16:35-16:50	OP4-5	<b>Environmental Drivers of Protist Community Assembly in the the longest river of Europe: A Basin-Scale Metabarcoding Study</b> Bogdan Kiriukhin (Papanin Institute for Biology of Inland Waters / University of Tyumen, Russian Federation)
16:50-17:05	OP4-6	<b>Ciliates with respiratory endosymbionts comprise a novel family related to Plagiopylea</b> Linus Matz Zeller (Max Planck Institute For Marine Microbiology, Germany)

### OP5 Endosymbiosis

Room ChoByungdoo International Hall

15:50-16:05	OP5-1	<b>Identification of the Polysaccharide Storage System of Paulinella micropora</b> Duckhyun Lhee (Sungkyunkwan University, Republic of Korea)
16:05-16:20	OP5-2	<b>Genomes Of Nitrogen-Fixing Diatoms Reveal Alternative Paths To Stable Endosymbioses</b> Ellen Yeh (Stanford University, USA)
16:20-16:35	OP5-3	<b>Recent Plastid Replacement in Karlodinium ballatinum (Kareniaceae, Dinoflagellata) Challenges the Paradigms of Endosymbiotic Gene Transfer</b> Kacper Maciszewski (Czech Academy of Sciences, Czech Republic)
16:35-16:50	OP5-4	<b>Multidirectional Protein Trafficking Between Organellar And Cytosolic Ribosomes: Insight from Nucleomorph-containing Organisms</b> Ondřej Gahura (Biology Centre CAS, Czech Republic)

June 23 (Mon.)

June 24 (Tue.)

June 25 (Wed.)

June 26 (Thur.)

June 27 (Fri.)

## Scientific Program

16:50-17:05	OP5-5	<b>A new sister-lineage of MRO-harboring Breviastes</b> Anna Cho (Arizona State University, USA)
17:05-17:20	OP5-6	<b>Plastid-Encoded Gene Phylogeny Does Not Support a Single Ancestry of Haptophyte-Type Plastids in the Kareniaceae</b> Kazuya Takahashi (University of Tokyo, Japan / Biology Centre, Czech Academy of Sciences, Czech Republic)

### OP6 Parasites

Room 9B217

15:50-16:05	OP6-1	<b>Long read amplicon sequencing and diversity of diplomonads in Gut Microbiomes</b> Magda Vodrazkova (Biology Centre CAS, Czech Republic)
16:05-16:20	OP6-2	<b>Evolutionary Origins and Functional Adaptations of Red Algal Endosymbionts in Peneroplidae Foraminifera</b> Olha Sur (Okinawa Institute of Science and Technology, Japan)
16:20-16:35	OP6-3	<b>Conserved Immunophilins: A Unifying Link Across Three Phytomyxid Pathogens</b> Anagha Santhosh (University of Innsbruck, Austria)
16:35-16:50	OP6-4	<b>Isolation And Analysis Of Toxoplasma Gondii From A Japanese Patient With Congenital Toxoplasmosis</b> Kisaburo Nagamune (National Institute of Infectious Diseases / University of Tsukuba, Japan)
16:50-17:05	OP6-5	<b>Fireworms (hermodice Carunculata) Are A Reservoir And Potential Vector For Coral-Infecting Apicomplexans (corallicolids)</b> Anthony Bonacolta (University of British Columbia, Canada / Rosenstiel School of Marine, Atmospheric, and Earth Science, USA)

17:05-17:20	OP6-6	<b>Environmental Influences on Eukaryotic Microbiota and Potential Pathogen Prevalence in Domestic Pigeons of Seoul, South Korea</b> Singeun Oh (Yonsei University College of Medicine, Republic of Korea)
-------------	-------	---------------------------------------------------------------------------------------------------------------------------------------------------------------------------------------------------------------

### OP7 Protist microscopy

Room Sohyang Multimedia Lecture Room

15:50-16:05	OP7-4	<b>Striated Fiber Assemblins Build The Feeding Groove Of An Excavate Flagellate</b> Vladimir Hampl (Charles University, Czech Republic)
16:05-16:20	OP7-5	<b>Role Of Mob Proteins In Polarity And Cytokinesis Regulation In Paramecium Tetraurelia</b> Ying Yan (Ocean University of China, China)
16:20-16:35	OP7-6	<b>Shedding light on photosymbiosis using 3D electron microscopy</b> Gaëlle Toullec (Université Grenoble Alpes, France)

### SA3 Student Award Competition 3

Room 90209

15:50-16:05	SA3-1	<b>Effects of stocking density, temperature, and intermittent CO<sub>2</sub> injection on the bioremediation capacity of Gracilaria vermiculophylla</b> Sookkyung Shin (Incheon National University, Republic of Korea)
16:05-16:20	SA3-2	<b>A Seriously Squishy Flagellate: The Patchwork Inheritance Of Anaerobic Metabolism In An Undescribed Rhizarian</b> Maggie Lawton (University of Victoria, Canada)
16:20-16:35	SA3-3	<b>Integrating High-Throughput Microscopy With Single-Cell Transcriptomics Reveals Hidden Diversity and Symbiotic Interactions in Marine Protists</b> Yong Heng Phua (Okinawa Institute of Science and Technology, Japan)

June 23 (Mon.)

June 24 (Tue.)

June 25 (Wed.)

June 26 (Thu.)

June 27 (Fri.)

## Scientific Program

16:35-16:50	SA3-4	<b>THE NEW TAXA OF CENTROHELID HELIOZOANS (HAPTISTA, CENTROPLASTHELIDA)</b> German Sozonov (University of Tyumen, Russian Federation)
16:50-17:05	SA3-5	<b>Integrated Morphological, Metabarcoding and Single-Cell Analyses Revealed High Tripos Biodiversity in the South China Sea</b> Yingchao Li (Chinese Academy of Sciences, China)
17:05-17:20	SA3-6	<b>Population genomics approaches could reveal genetic divergence in the planktonic diatom <i>Ditylum brightwellii</i></b> A-Yeong Tak (Kyungpook National University, Republic of Korea)

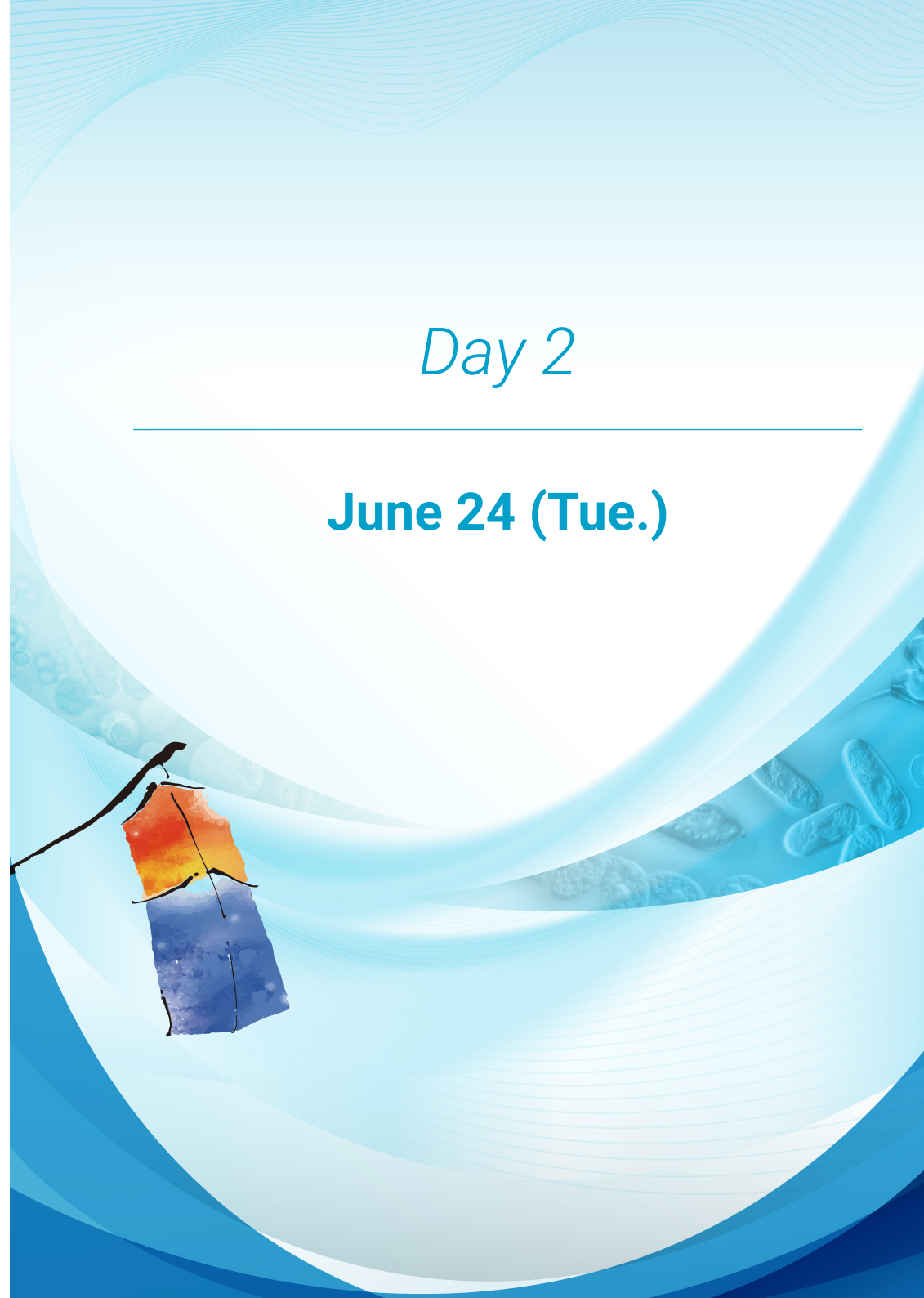
## Poster Session

**Room** ChoByungdoo International Hall

17:15-19:00 Posters with odd numbers will be presented on Monday, while those with even numbers will be presented on Tuesday. All posters submitted for the Student Award must be presented on Monday.

Day 2

June 24 (Tue.)



## Scientific Program

Day 2 - June 24 (Tue.)

### Keynote 3

Room New Millennium Hall

09:00-10:00 **A Paleontological Perspective on the Early Evolution of Eukaryotes (Mostly Protists)**

Shuhai Xiao (Virginia Tech, USA)

### SS 5 Omics-Powered Discoveries in Dinoflagellate Ecology and Evolution

Room 9B217

10:30-10:50 **SS 5 -1** **Advancing functional genomics in dinoflagellates**  
Joseph Tin Yum Wong (Hong Kong University of Science and Technology, Hong Kong)

10:50-11:10 **SS 5 -2** **Finding needle in the haystack - omics toolbox for exploration of stress tolerance markers in Symbiodiniaceae**  
Pranali Deore (The University of Melbourne, Australia)

11:10-11:30 **SS 5 -3** **A subcellular proteomic map of the dinoflagellate Karlodinium veneficum**  
Dayana Salas-Leiva (University of Cambridge, UK)

11:30-11:50 **SS 5 -4** **Omics-powered insights into dinoflagellate diversity, ecology and evolution**  
Cheong Xin Chan (The University of Queensland, Australia)

### SS 6 Diverse Behavioral Strategies Exhibited by Protists

Room ChoByungdoo International Hall

10:30-10:50 **SS 6-1** **Skillful cell behavior in the construction of testate amoebae shells**  
Mami Nomura (Yamagata University, Japan)

10:50-11:10 **SS 6-2** **Elucidating the conditions for floating of planktonic foraminifera: Sinking experiment revisited**  
Haruka Takagi (University of Tokyo, Japan)

11:10-11:30 **SS 6-3** **Anchoring behaviour in Stentor influenced by geometrical cues and behavioural process**  
Syun Echigoya (Hokkaido University, Japan)

11:30-11:50 **SS 6-4** **Ciliary Fluid Dynamics Of Swimming, Feeding, Pumping, And Sensing**  
Takuji Ishikawa (Tohoku University, Japan)

### SS 7 Exploring the Evolutionary Origins of Multicellularity in Amorphea

Room New Millennium Hall

10:30-10:50 **SS 7-1** **Clonal-aggregative multicellularity in a close relative of animals**  
Núria Ros-Rocher (Institute Pasteur, France)

10:50-11:10 **SS 7-2** **The changing tree of Holozoa in light of metagenomics**  
Michelle Leger (Okinawa Institute of Science and Technology, Japan)

11:10-11:30 **SS 7-3** **Simulating the Origins of Multicellularity By Artificial Selection on the Filasterean Capsaspora Owczarzaki.**  
Gonzalo Bercedo-Saborid (Biologia Evolutiva, Spain)

11:30-11:50 **SS 7-4** **Social Predators: An amoeba that collectively herds prey and sequesters resources**  
Tristan Henderson (Mississippi State University, USA)

June 23 (Mon.)

June 24 (Tue.)

June 25 (Wed.)

June 26 (Thur.)

June 27 (Fri.)



## Scientific Program

### Hutner Award Presentations

Room 90110

10:30-10:50	<b>Regulatory mechanisms and functional divergence of DNA N<sup>6</sup>-methyladenine (6mA) in ciliates</b> Shan Gao (Ocean University of China, China)
10:50-11:10	<b>The Origin and Early Evolution of Eukaryotes</b> Laura Eme (University of Rhode Island, USA/ Paris-Saclay University, France)
11:10-11:30	<b>Decoding the Gut's Enigma: Unravelling the Role of Blastocystis in Health and Disease</b> Anastasios D. Tsoulos (University of Kent, UK)

### OP8 Protist Diversity

Room New Millennium Hall

13:30-13:45	<b>OP8-1</b> <b>Genomic exploration of the diversity of the globally distributed marine Chrysophyceae algae</b> Louis Graf (Sorbonne Université, France)
13:45-14:00	<b>OP8-2</b> <b>Novel insights into the diversity and phylogeny of Centroplasthelida (Haptista)</b> Dmitry Zagumyonni (Papanin Institute for Biology of Inland Waters RAS, Russian Federation)
14:00-14:15	<b>OP8-3</b> <b>Disentangling the hypotrich ciliates (Ciliophora, Hypotrichia): solving the non-monophyly of some genera using integrative taxonomic approach</b> Atef Omar (Gangneung-Wonju National University, Republic of Korea)
14:15-14:30	<b>OP8-4</b> <b>The Biogeography of Coral-infecting Apicomplexa</b> Morelia Trznadel (University of British Columbia, Canada)
14:30-14:45	<b>OP8-6</b> <b>The global genetic diversity of planktonic foraminifera reveals the structure of cryptic speciation in plankton</b> Raphael Morard (University of Bremen, Germany)

### OP9 Endosymbionts/Taxonomy and Diverse Protist

Room ChoByungdoo International Hall

13:30-13:45	<b>OP9-1</b> <b>A Photosynthetic, Free-Living Representative within the Marine Alveolates (MALVs)</b> Elisabeth Hehenberger (Czech Academy of Sciences, Czech Republic)
13:45-14:00	<b>OP9-2</b> <b>Bleach and Revive: A Reductionist Perspective for Understanding the Origin and Evolution of Photosymbioses</b> Shinichiro Maruyama (The University of Tokyo, Japan)
14:00-14:15	<b>OP9-3</b> <b>Genus Leontynka Illuminates the Evolution of Anaerobic Enzymes in Chlorophyta</b> Tomáš Pánek (Charles University, Czech Republic)
14:15-14:30	<b>OP9-4</b> <b>Genomics approach for the effective cultivation in the warming ocean using an editable brown alga, Cladosiphon okamuranus</b> Koki Nishitsuji (Fukui Prefectural University / Okinawa Institute of Science and Technology, Japan)
14:30-14:45	<b>OP9-5</b> <b>Euglenozoans bend the rules of how the MICOS complex shapes mitochondria</b> Hassan Hashimi (Czech Academy of Sciences / University of South Bohemia, Czech Republic)

### OP10 Parasites

Room 9B217

13:30-13:45	<b>OP10-1</b> <b>A Sixth MALV Lineage Reveals That Parasitism Precedes Plastid Loss in Dinoflagellates</b> Elizabeth Cooney (University of British Columbia / Hakai Institute, Canada)
13:45-14:00	<b>OP10-3</b> <b>All in Good Time: a Circadian Overview of Clubroot Infection.</b> Andrea Garvetto (Universität Innsbruck, Austria)

June 23 (Mon.)

June 24 (Tue.)

June 25 (Wed.)

June 26 (Thur.)

June 27 (Fri.)

## Scientific Program

14:00-14:15	OP10-5	<b>Cell-Cell Contact in <i>Acanthamoeba castellanii</i> at the Protein Level</b> Julia Walochnik (Medical University of Vienna, Austria)
14:15-14:30	OP10-6	<b>A gene drive to wipe out malaria</b> Geoffrey McFadden (University of Melbourne, Australia)

## OP11 Protist Microscopy

Room 90110

13:30-13:45	OP11-1	<b>Regulation of the Cell and Life Cycles of the Bloom-Forming Dinoflagellate <i>Prorocentrum cordatum</i></b> Vera Kalinina (Institute of Cytology, Russian Federation)
13:45-14:00	OP11-2	<b>Volume electron microscopy of single protist cells</b> Filip Husnik (Okinawa Institute of Science And Technology, Japan)
14:00-14:15	OP11-3	<b>Effects of Nutritional Mode on the Physiological and Biochemical Characteristics of the Mixotrophic Flagellate <i>Poterioochromonas malhamensis</i> and the Potential Ecological Implications</b> Yingchun Gong (Institute of Hydrobiology Chinese Academy of Sciences, China)
14:15-14:30	OP11-4	<b>Phenotypic Landscape of Microalga in Symbiosis Reveals Metamorphosis towards Gigantism</b> Laia Burgués Palau (Cell and Plant Physiology Laboratory, Université Grenoble Alpes, France)
14:30-14:45	OP11-5	<b>Adapting expansion microscopy for visualisation of a challenging marine protist, Symbiodiniaceae</b> Pranali Deore (The University of Melbourne / Australian Institute of marine Science, Australia)
14:45-15:00	OP11-6	<b>High-Resolution, Label-Free 3D Imaging of Protists Using Holotomography</b> Haesoo Kim (Tomocube Inc., Republic of Korea)

## SA4 Student Award Competition 4

Room 90109

13:30-13:45	SA4-1	<b>Impacts of polystyrene micro-and nano-plastics on the growth, physiology, and toxin production of <i>Alexandrium catenella</i></b> Ha Min Choi (Incheon National University, Republic of Korea)
13:45-14:00	SA4-2	<b>From Land Use To Water: How Human Activities Shape Testate Amoeba Life ( Amoebozoa: Arcellinida )</b> Carmen Soler-Zamora (Real Jardin Botanico - CSIC / Eurofins Cavendish, Spain)
14:00-14:15	SA4-3	<b>Monitoring The Diversity And Succession Of Soil Protists Communities After The Large-Scale Fire In Bohemian-Switzerland</b> Jiri Novak (Charles University, Czech Republic)
14:15-14:30	SA4-4	<b>Parasitoid-Mediated Regulation Of Diatom Population In A Eutrophic Ecosystem: An Ecological Niche Approach</b> Kyoungwon Cho (Pukyong National University, Republic of Korea)
14:30-14:45	SA4-5	<b>The Water-Energy Dance: How Arcellinida Rule Lebanon's Cedar Forests</b> Nura Elkhouri-Vidarte (Real Jardin Botanico CSIC, Spain)
14:45-15:00	SA4-6	<b>Combined effects of hypoxia and starvation on the survival and growth rates of autotrophic, mixotrophic, and heterotrophic dinoflagellates</b> Se Hee Eom (Seoul National University, Republic of Korea)

June 23 (Mon.)

June 24 (Tue.)

June 25 (Wed.)

June 26 (Thur.)

June 27 (Fri.)

## Scientific Program

### OP12 Protist Diversity

Room New Millennium Hall

15:30-15:45	OP12-1	<b>Environmental Dna Indicates The Importance Of Passive Dispersal For Benthic Foraminifera Distribution</b> Ngoc-Loi Nguyen (Institute of Oceanology Polish Academy of Sciences, Poland)
15:45-16:00	OP12-2	<b>Protist community dynamics and the Influence of a Kuroshio branch current in the northeastern East China Sea during late spring</b> Yun Hee Kim (Chonnam National University, Republic of Korea)
16:00-16:15	OP12-3	<b>Patterns of ecological niche evolution in ciliates</b> Mahwash Jamy (University of Oslo, Norway)
16:15-16:30	OP12-4	<b>Not so picky Colpodellids: Novel diversity of free-living bacterivorous colpodellids, relatives of Apicomplexa</b> Martin Kolísko (Biology Center, CAS, Czech Republic)
16:30-16:45	OP12-5	<b>Genetic structure of morphological species within the genus Thecamoeba (Amoebozoa; Discosea)</b> Mesentsev Yelisei (Saint Petersburg University, Russian Federation)
16:45-17:00	OP12-6	<b>A Dinoflagellate with a Compact 1.1-Gb Genome as a Novel Functional Model</b> Alvin Chun Man Kwok (Hong Kong University of Science and Technology, Hong Kong)

### OP13 Taxonomy and Diverse Protist

Room ChoByungdoo International Hall

15:30-15:45	OP13-1	<b>A Deeply Branching Lineage In Heterolobosea (discoba) With Multiflagellated And Multigrooved Life Stages</b> Kristina Prokina (CNRS, Université Paris-Saclay, France)
-------------	--------	-----------------------------------------------------------------------------------------------------------------------------------------------------------------------------

15:45-16:00	OP13-2	<b>Morphology, ultrastructure, and molecular phylogeny of a novel CRuMs amoeboflagellate</b> Takashi Shiratori (University of Tsukuba, Japan)
16:00-16:15	OP13-3	<b>Glissandra oviformis, a previously overlooked CRuMs member, provides the first insight into the character evolution of this “supergroup-compatible” clade in eukaryotes.</b> Euki Yazaki (National Agriculture and Food Research Organization / Riken, Japan)
16:15-16:30	OP13-4	<b>Reconsideration of synonyms of Trichodina hypsilepis Wellborn, 1967</b> Borong Lu (University of Ulsan, Republic of Korea)
16:30-16:45	OP13-5	<b>Lump Or Split? A Critical Review Of The Taxonomic History Of Genera Lacrymaria And Phialina (Alveolata, Ciliophora) With The Production Of A Valid Species Compendium And A Morphological Identification Key</b> Valentina Serra (University of Pisa, Italy)
16:45-17:00	OP13-6	<b>The Next ISoP-Sponsored Classification of Protists</b> Alastair Simpson (Dalhousie University, Canada)

### OP14 Parasites

Room 9B217

15:30-15:45	OP14-1	<b>Diversity, Distribution, and Role of Coral Protists Symbionts</b> Javier del Campo (Institut de Biologia Evolutiva (CSIC - Universitat Pompeu Fabra), Spain)
15:45-16:00	OP14-2	<b>Communalistic Relationship Between Ochrosphaera neapolitana (Haptophyta) and a Symbiotic Bacterium, Paraglaucicola chathamensis B1</b> Ji-San Ha (Sungkyunkwan University, Republic of Korea)
16:00-16:15	OP14-3	<b>Anacanthotermes Symbionts Clarify the Evolutionary History of Termite-Associated Parabasalia</b> Gillian Gile (Arizona State University, USA)

June 23 (Mon.)

June 24 (Tue.)

June 25 (Wed.)

June 26 (Thur.)

June 27 (Fri.)

## Scientific Program

16:15-16:30	OP14-4	<b>Characterising Oomycetes in brown algae along the Norwegian coast (OOMYCOAST)</b> Marit F. M. Bjorbækmo (Norwegian Institute for Water Research (NIVA), Norway)
16:30-16:45	OP14-5	<b>Iron stress-induced changes in the microproteome of <i>Trichomonas vaginalis</i></b> Seow Chin Ong (Chang Gung University, Taiwan)

## SA5 Student Award Competition 5

Room 90110

15:30-15:45	SA5-1	<b>Digging Deep: Three Novel Deep Protist Lineages From The Rare Biosphere</b> Nina Pohl (Uppsala University, Sweden)
15:45-16:00	SA5-2	<b>Ultrastructure Of The Nibbling Protists And A New Representative Of <i>Provora</i></b> Artem Belyaev (Papanin Institute for Biology of Inland Waters, RAS, Russian Federation)
16:00-16:15	SA5-3	<b>Widespread introgression and gene duplications facilitated sexual system transition in the algal genus <i>Vaucheria</i></b> Seok-Wan Choi (Sungkyunkwan University, Republic of Korea)
16:15-16:30	SA5-4	<b>Phenotypic Evolution In The Microscopic World: Unveiling The <i>Mallomonas</i> Story</b> Petr Knotek (Faculty of Science Charles University, Czech Republic)
16:30-16:45	SA5-5	<b>Long-read metagenomics to explore giant viral diversity within Nova Scotian peatland</b> Charlotte I. Maclean (Dalhousie University, Canada)
16:45-17:00	SA5-6	<b>Appearance patterns of bacterial taxa with different genome sizes during harmful algal blooms</b> Royoung Park (Hanyang University, Republic of Korea)

## SA6 Student Award Competition 6


Room 90109

15:30-15:45	SA6-1	<b>Protist Diversity Along a Chronosequence of Salt Marsh Restorations in a Temperate Macrotidal System</b> Clarissa Lalla (University of New Brunswick, Canada)
15:45-16:00	SA6-2	<b>Influence of <i>Heterosigma akashiwo</i> on Microplastic Dynamics: Aggregation, Sinking, and Resuspension in Marine Environments</b> Dhananjaya Sudusinghe (University of Science and Technology, Republic of Korea)
16:00-16:15	SA6-3	<b>How are Stolen Organelles Integrated in a Planktonic Host? Insights from a Kleptoplastidic Polar Dinoflagellate</b> Ananya Kedige Rao (Université Grenoble Alpes, France)
16:15-16:30	SA6-4	<b>Forgotten photosymbioses revisited: Fitness and plasticity in amoeba-algal endosymbiotic interactions</b> Daisuke Yamagishi (The University of Tokyo, Japan)
16:30-16:45	SA6-5	<b>First Evidence of an Aerobic Hydrogenosome in the Halophilic Ciliate <i>Trimyema</i> Belonging to the Obligate Anaerobic Class <i>Plagiopylea</i></b> Hyeon Been Lee (Kyungpook National University, Republic of Korea)
16:45-17:00	SA6-6	<b>The Spatial Proteomics of <i>Paulinella chromatophora</i>: A Rhizarian Story</b> Lawrence Rudy Cadena (Heinrich Heine University, Germany)

## Poster Session

Room ChoByungdoo International Hall

17:15-19:00	Posters with odd numbers will be presented on Monday, while those with even numbers will be presented on Tuesday. All posters submitted for the Student Award must be presented on Monday.	
-------------	--------------------------------------------------------------------------------------------------------------------------------------------------------------------------------------------	--



16th International Congress of Protistology 2025,  
Joint meeting of 

**ICOP/ISOP 2025**

*Day 3*

---

**June 25 (Wed.)**



## Scientific Program

Day 3 - June 25 (Wed.)

### Keynote 4

**Room** New Millennium Hall

09:00-10:00 **Adaptive Evolution in Protists: Diatoms as a Test Case**  
Thomas Mock (University of East Anglia, UK)

### ISOP SS 1 Survival is Complex! Traits of Bioenergetic Enzyme Complexes in Protists from Diverse Niches

**Room** New Millennium Hall

10:30-10:50	ISOP SS 1-1	<b>Perkinsus marinus respiratory complexes and supercomplexes composition, structure and function</b> Lilach Sheiner (University of Glasgow, UK)
10:50-11:10	ISOP SS 1-2	<b>Structural insights into the evolution of mitochondrial Complex I across Eukaryotes</b> James Letts (University of California, USA)
11:10-11:30	ISOP SS 1-3	<b>ATP Synthase Dimers: Better Together</b> Alena Zíková (Czech Academy of Sciences, Czech Republic)
11:30-11:50	ISOP SS 1-4	<b>Structural-functional studies of the Toxoplasma complexes III and IV</b> Andrew Maclean (University of Glasgow, UK)
11:50-12:10	ISOP SS 1-5	<b>Towards the functional and structural characterization of brown algae bioenergetics</b> María Maldonado (University of California, USA)
12:10-12:30	ISOP SS 1-6	<b>Diversity in aerobic respiration across the evolutionary tree of protists: a structural perspective</b> Long Zhou (Zhejiang University, China)

### SS 8 Life in Volcanic Hot Springs

**Room** 9B217

10:30-10:50	SS 8-1	<b>Cyanidiophyceae: The extremophilic red algae that underpin hot spring microbial communities in Yellowstone National Park</b> Timothy Stephens (Rutgers University, USA)
10:50-11:10	SS 8-2	<b>Toward Molecular Genetic Studies on Acidothermophilic Red Algae in Their Natural Habitats</b> Takayuki Fujiwara (National Institute of Genetics, Japan)
11:10-11:30	SS 8-3	<b>Genomic and epigenetic adaptation of extremophilic red algae</b> Chung Hyun Cho (Gregor Mendel Institute of Molecular Plant Biology GmbH, Austria)
11:30-11:50	SS 8-4	<b>Taxonomic re-evaluation of an extremophilic red alga from Yangmingshan, Taiwan</b> Han-Yi Fu (National Sun Yat-sen University, Taiwan)

### SS 9 Seaweed Aquaculture: From Seed to Sustainable Cultivation across Land-Based, Open Water, and Offshore Systems

**Room** 90110

10:30-10:50	SS 9-1	<b>Global Perspectives on Seaweed Aquaculture: Key Trends, Innovations, and Pathways Forward</b> Jang Kyun Kim (Incheon National University, Republic of Korea)
10:50-11:10	SS 9-2	<b>Comparative Insights on Land-Based and Open Water Cultivation Systems in Korea</b> Han-Gil Choi (Wonkwang University, Republic of Korea)
11:10-11:30	SS 9-3	<b>Green Tide on the Southern Coasts of Korea: Major Green Tide Causing Ulva Species, Their Biomass, And Ecological Impacts on Ecosystems</b> Hyck Je Lee (Sangji University, Republic of Korea)
11:30-11:50	SS 9-4	<b>Offshore Seaweed Farming: Challenges and Opportunities</b> Sang-Yul Park (Jeju National University, Republic of Korea)
11:50-12:10	SS 9-5	<b>Structure and Outlook of the Korean Pyropia industry</b> Jin Suk Heo (Seaweed Research Institute, National Institute of Fisheries Science, Republic of Korea)

June 23 (Mon.)

June 24 (Tue.)

June 25 (Wed.)

June 26 (Thur.)

June 27 (Fri.)

## Scientific Program

### SS 10 Special Ecological and Biological Characteristics of Protozoan

Room 90109

10:30-10:50	SS10-1	<b>Diversity In Oral Structure And Morphology Of Peritrichous Ciliates: New Findings Based On The Fauna Investigation In The Lake Weishan, A Wetland In China</b> Weibo Song (Ocean University of China, China)
10:50-11:10	SS10-2	<b>Mammalian trypanosomes and their risks for human infection in China</b> Zhao-Rong Lun (Su Yat-Sen University, China)
11:10-11:30	SS10-4	<b>A subpellicular microtubule dynein transport machinery regulates ookinete morphogenesis for mosquito transmission of Plasmodium</b> Jing Yuan (Xiamen University, China)

Day 4

June 26 (Thur.)



## Scientific Program

Day 4 - June 26 (Thur.)

### Keynote 5

Room New Millennium Hall

09:00-10:00 **Evolution and Diversity of Mitosis**  
Gautam Dey (EMBL (European Molecular Biology Laboratory), Germany)

### SS 11 State-of-the-art Microscopy Techniques in Protistology

Room New Millennium Hall

10:30-10:50	SS 11-1	<b>Structural study of icosahedral viruses using Cryo-EM</b> Chihong Song (Pusan National University, Republic of Korea)
10:50-11:10	SS 11-2	<b>Cryo-EM structures of human neuronal gap junction channel</b> Seu-Na Lee (Institute for Basic Science, Republic of Korea)
11:10-11:30	SS 11-3	<b>Effect of Fixation Methods on Protist Ultrastructure: Freeze-Substitute vs. Conventional Chemical Fixation</b> Yasuhiro Fukuda (Tohoku University, Japan)
11:30-11:50	SS 11-4	<b>Re-evaluation of Water Freeze-drying for Scanning Electron</b> Toshinobu Suzuki (Kobe University, Japan)
11:50-12:10	SS 11-5	<b>Clarification of the morphology of Radiolaria, Phaeodaria and Ciliophora using the micro X-ray computed tomography</b> Momoka Kato (Shimane University, Japan)

### SS 14 Biogeography and Population Structure of Freshwater Microalgae

Room 9B217

10:30-10:50	SS 14-1	<b>The role of the environment in the distribution of scaled chrysophytes: Biogeographic patterns or not?</b> Peter A. Siver (Connecticut College, USA)
10:50-11:10	SS 14-2	<b>Speciation dynamics in Synura (Chrysophyceae): A tale of three species</b> Pavel Skaloud (Charles University, Czech Republic)
11:10-11:30	SS 14-3	<b>Stable dynamics of protists in European lakes: spatio-temporal patterns and ecological significance</b> Christina Bock (University of Duisburg-Essen, Germany)
11:30-11:50	SS 14-4	<b>Single-cell genomics of a bloom-forming phytoplankton species reveals population genetic structure across continents</b> Raphael Gollnisch (University of Oxford, UK / Lund University, Sweden)

### Past President Talk: ISOP Past President Presentations

Room 90110

10:30-11:00	<b>Winds of change in protistology: methodological breakthroughs and expanding scientific networks</b> Anna Karnkowska (University of Warsaw, Poland)
11:00-11:30	<b>It all starts with a joke: a "genomics guy" in the field</b> Patrick Keeling (University of British Columbia, Canada)

### ISOP Membership/Business Meeting

12:00-12:40

Room 90110

June 23 (Mon.)

June 24 (Tue.)

June 25 (Wed.)

June 26 (Thur.)

June 27 (Fri.)



## Scientific Program

### OP15 Photosynthetic Eukaryotes/ Protist Genetics and Biochemistry

Room 90109

10:30-10:45	OP15-1	<b>Antibiotics From Pond Scum – Exploring Natural Product Biosynthesis In Algae</b> Ellis O’neill (University of Nottingham, UK)
10:45-11:00	OP15-2	<b>DYRKP1: A Key Regulator Of Cell Wall Glycoprotein Degradation In Unicellular Green Microalga Chlamydomonas</b> Minjae Kim (Korea Institute of Ocean Science and Technology, Republic of Korea)
11:00-11:15	OP15-3	<b>Tracking mixoplanktonic grazing and carbon flow using natural abundance radiocarbon: case study of Ochromonas</b> So Hyun Ahn (Woods Hole Oceanographic Institution, USA)
11:15-11:30	OP15-4	<b>Glaucophyte Unlocked: How Genome Editing Can Help Understanding The Evolution Of Plastids And Phytohormones</b> Baptiste Genot (The University of Tokyo, Japan)
11:30-11:45	OP15-5	<b>A Genome-Wide Crispr Screen In Model Diatom Phaeodactylum Tricortum</b> Ellen Yeh (Stanford University, USA)
11:45-12:00	OP15-6	<b>Novel kinetoplast DNA structure, guide RNA pattern and dysfunctional Complex I, a chronicle of RNA editing in Trypanosoma muscoli</b> De-Hua Lai (Sun Yat-Sen University, China)

### OP16 Protist Ecology

Room New Millennium Hall

13:30-13:45	OP16-2	<b>Protist In The Changing Arctic Ocean: From Biodiversity To Ecological Function</b> Dapeng Xu (Xiamen University, China)
13:45-14:00	OP16-3	<b>Lotka-Volterra Dynamics Facilitate Sustainable Biocontrol Of Wastewater Sludge Bulking By Arcella (amoebzoa).</b> Kenneth Dumack (University of Cologne, Germany)
14:00-14:15	OP16-4	<b>Closing Address: Two Decades Of Ciliate Monitoring In The Surface Layer Of Two Czech Freshwater Reservoirs</b> Miroslav Macek (Universidad Nacional Autónoma de México, Mexico / Biology Centre CAS, Czech Republic)
14:15-14:30	OP16-5	<b>Gambi Index And Ostreo Index, New Indicators For Epiphytic Dinoflagellate Ecology</b> Wonho Yih (Kunsan National University/ Korean Academy Of Marine Science, Republic of Korea)
14:30-14:45	OP16-6	<b>Diversity And Assembly Mechanisms Of Zooplankton Communities In Freshwater Aquaculture Ponds</b> Jie Huang (Institute Of Hydrobiology, Chinese Academy Of Sciences, China)

### OP17 Genomics

Room 9B217

13:30-13:45	OP17-1	<b>Life Cycle Regulation in Dinoflagellates: Insights from the Transcriptome of Cold-induced Cysts in Procentrum cordatum</b> Mariia Berdieva (Institute of Cytology of the Russian Academy of Sciences, Russian Federation)
13:45-14:00	OP17-2	<b>Genomic insights into extreme environmental adaptation in the Heterolobosean protist Pleurostomum flabellatum</b> Jihoon Jo (Sungkyunkwan University / Honam National Institute of Biological Resources, Republic of Korea)

June 23 (Mon.)

June 24 (Tue.)

June 25 (Wed.)

June 26 (Thur.)

June 27 (Fri.)

## Scientific Program

14:00-14:15	OP17-3	<b>Three-Dimensional Genome And Transcription In Tetrahymena Thermophila</b> Xiaoyuan Song (University of Science And Technology of China, China)
14:15-14:30	OP17-4	<b>Diverse genomes of morphologically conserved apusomonads</b> Guifré Torruella (Barcelona Supercomputing Center / Institut De Biologia Evolutiva, Spain)
14:30-14:45	OP17-5	<b>The Highest-Quality Rhizarian Genome And Its Metabolic Adaptations</b> Hüsna Öztoprak (University of Cologne, Germany)
14:45-15:00	OP17-6	<b>Single-cell Adaptation to Polystyrene Microplastic Stress: Transcriptome Analysis Reveals Unique Tolerance Mechanisms in Stentor coeruleus</b> Yan Zhao (Capital Normal University, China)

### SA7 Student Award Competition 7

Room 90110

13:30-13:45	SA7-1	<b>Electron Microscopic Analysis Of Wound Repair And Regeneration Mechanisms Of Cut Surfaces In Spirostomum Ambiguum</b> Maho Shimada (Shimane University, Japan)
13:45-14:00	SA7-2	<b>Mlf Mediates Proteotoxic Response via Formation of Cellular Foci for Aggregate Sequestration in Giardia intestinalis</b> Martina Vinopalová (Charles University, Czech Republic)
14:00-14:15	SA7-4	<b>Cell cycle progression of green algae under UV stress conditions</b> Jiheon Kang (Kyungpook National University, Republic of Korea)
14:15-14:30	SA7-5	<b>Breaking the Barrier: Euglena gracilis Expansion Microscopy Enables Visualisation of Organelles and Detailed Cytoskeletal Structures</b> Anežka Konupková (Charles University, Czech Republic)

14:30-14:45	SA7-6	<b>3D-electron microscopy proves the loss of apicoplast in a Monocystis parasiting in Amynthes aspergillum</b> Jiong Yang (Sun Yat-Sen University, China)
-------------	-------	--------------------------------------------------------------------------------------------------------------------------------------------------------------

### SA8 Student Award Competition 8

Room 90109

13:30-13:45	SA8-1	<b>The Evolution Of Gene Functional Repertoire In Amorphea: Divergent Strategies Across Amoebozoa, Fungi, And Metazoa</b> Àlex Gàlvez I Morante (Tut De Biologia Evolutiva (CSIC-Universitat Pompeu Fabra), Spain)
13:45-14:00	SA8-2	<b>Microbial Relict Sheds Light On An Ancient Eukaryotic Supergroup</b> Marek Valt (Charles University, Czech Republic)
14:00-14:15	SA8-3	<b>Extensive Intragenomic Variations in Ribosomal Genes in Pseudo-nitzschia Species Revealed Via Single-strain Sequencing</b> Xiaoyou Gong (Institute of Oceanology, Chinese Academy of Sciences, China)
14:15-14:30	SA8-4	<b>Taxonomic Description and Mitochondrial Genome of Katablepharis ulleungensis sp. nov. (Katablepharidaceae, Cryptista), a New Heterotrophic Flagellate from a Sandy Beach</b> Yasinee Phanprasert (Ewha Womans University, Republic of Korea)
14:30-14:45	SA8-5	<b>Structural insights into a novel Discobid mitochondrial respiratory megacomplex.</b> Fangzhu Han (Zhejiang University, China)
14:45-15:00	SA8-6	<b>Nutrient deficiency impacts on growth, photosynthesis and toxin production in Prorocentrum lima</b> Jeong Hwa Hwang (Incheon National University, Republic of Korea)

June 23 (Mon.)

June 24 (Tue.)

June 25 (Wed.)

June 26 (Thur.)

June 27 (Fri.)

## Scientific Program

### OP18 Protist Ecology

Room New Millennium Hall

15:30-15:45	OP18-1	<b>The co-occurrence patterns and assembly mechanisms of microbial communities in Haima cold seep</b> Changyu Zhu (Southern Marine Science and Engineering Guangdong Laboratory Guangzhou / The Hong Kong University of Science and Technology, China)
15:45-16:00	OP18-2	<b>The Occurrence patterns and use of alternative hosts of the generalist parasitoid <i>Parvilucifera infectans</i> (Alveolata, Perkinsozoa) of marine dinoflagellate revealed by a time series microscopic data</b> Boo Seong Jeon (Chonnam National University, Republic of Korea)
16:00-16:15	OP18-3	<b>Investigating the Marine Protist Interactome Using Single-Cell Genomics</b> Ramiro Logares (Institute of Marine Sciences (ICM), CSIC, Spain)
16:15-16:30	OP18-4	<b>The Role of Soil Protists in Regulating Enteric Bacteria in Treated Wastewater-Irrigated Soils</b> Osnat Gillor (Ben Gurion University, Israel)
16:30-16:45	OP18-5	<b>Differential Effects of <i>Microcystis aeruginosa</i> on Marine Phytoplankton Growth Rate and Photosynthetic Efficiency</b> Na Yun Park (Gyeongsang National University, Republic of Korea)
16:45-17:00	OP18-6	<b>Ambivalent effects of mass cultivation of biodiesel producible green alga <i>Tetraselmis striata</i> on a microbial ecosystem: Evidence from mesocosm experiments</b> Sae-Hee Kim (Hanyang University, Republic of Korea)

### OP19 Genomics/Protist Genetics and Biochemistry

Room 9B217

15:30-15:45	OP19-1	<b>Shedding light on algal-fungal symbiosis and freshwater adaptation based on comparative genomic study of Hildenbrandiales (Florideophyceae, Rhodophyta)</b> Sang-Yun Han (Sungkyunkwan University, Republic of Korea)
15:45-16:00	OP19-2	<b>A Super Algavorous Marine Amoeba: Genomic Insights into <i>Trichosphaerium</i> sp. and Its Cellulolytic Potential</b> Yonas Tekle (Spelman College, USA)
16:00-16:15	OP19-3	<b>Evolution of introns and splicing: lessons from Euglenozoa</b> Anzhelika Butenko (Czech Academy of Sciences / University of Ostrava, Czech Republic)
16:15-16:30	OP19-4	<b>Comparison Of Gene Expression Profiles In Amoeboid And Flagellate Cells Of The Heterokontophyte Alga <i>Rhizochromulina</i> Sp. B44</b> Pavel Safonov (Institute of Cytology, Russian Federation)
16:30-16:45	OP19-5	<b>Genome evidence reveals the limited evolution and divergence in <i>Ahnfeltia</i> (Florideophyceae, Rhodophyta)</b> Hocheol Kim (Sungkyunkwan University, Republic of Korea)
16:45-17:00	OP19-6	<b>Sex, it's not what you think</b> Sina Adl (University of Saskatchewan, Canada)

### SA9 Student Award Competition 9

Room 90110

15:30-15:45	SA9-1	<b>Characterization of a trypanosome from yellow croaker, cage-cultured in seawater, in China</b> Ju-Feng Wang (Sun Yat-Sen University, China)
15:45-16:00	SA9-2	<b>A Beneficial Apicomplexan? Determining Whether Molgulid Tunicates React To <i>Nephromyces</i> Infection.</b> Marissa Mehrose (University of Rhode Island, USA)
16:00-16:15	SA9-3	<b>Exploring Symbiodiniaceae and other diverse symbiotic microeukaryotes associated with Okinawan coral reefs</b> Vera Emelianenko (Okinawa Institute of Science and Technology, Japan)

June 23 (Mon.)

June 24 (Tue.)

June 25 (Wed.)

June 26 (Thur.)

June 27 (Fri.)

## Scientific Program

16:15-16:30	SA9-4	<b>Exploring the Evolution of Saprolegniales: Were Ancestral Oomycetes Parasites?</b> Paula Ortega Lopez (Real Jardín Botánico (RJB-CSIC), Spain)
16:30-16:45	SA9-5	<b>Thermo-related degeneration of stumpy forms of Trypanosoma brucei, the pathogen of African sleeping sickness</b> Jia-Yi Luo (Sun Yat-Sen University, China)
16:45-17:00	SA9-6	<b>ROS signaling at war between Pyropia yezoensis and oomycete pathogens</b> Hana Park (Kongju National University, Republic of Korea)
17:00-17:15	SA9-7	<b>The Closed Nutrient Recycling System In The Photosymbiosis Between Paramecium Bursaria And Chlorella Variabilis Contributes To Survival Under Oligotrophic Conditions</b> Kaoru Okada (The Graduate University for Advanced Studies (sokendai), Japan)

## SA10 Student Award Competition 10

Room 90109

15:30-15:45	SA10-1	<b>Taxonomy and multigene phylogeny of the green algal genus Desmodesmus (Scenedesmaceae)</b> YeongJun Jang (Kyungpook National University, Republic of Korea)
15:45-16:00	SA10-2	<b>Microscopy And Single-Gene Phylogeny Of Novel Deep Branching Protist Isolates</b> Julia Packer (Dalhousie University, Canada)
16:00-16:15	SA10-3	<b>An integrative analysis of Plectocapillus antarcticus from Antarctica: Morphology, chemical composition, and phylogeny</b> Somin Lee (Hanyang University, Republic of Korea)

16:15-16:30	SA10-4	<b>Exploring the potential of seaweed-derived biostimulants for enhancing thermal tolerance in Undaria pinnatifida</b> Euna Seo (Incheon National University, Republic of Korea)
16:30-16:45	SA10-5	<b>Cost-effective commercial fertilizer for land-based cultivation of Devaleraea mollis</b> Jae Woo Jung (Incheon National University, Republic of Korea)
16:45-17:00	SA10-6	<b>Does Sargassum horneri Extract (SHE)-Induced Heat Tolerance in Pyropia yezoensis Sporophytes Transfer to Gametophytes?</b> Ho-Hyeon Lee (Incheon National University, Republic of Korea)

## Performance & Banquet

Room New Millennium Hall

18:00-18:30 **Cultural Performance: Experience the Heartbeat of Korea!**

Room ChoByungdoo International Hall

18:40-20:00 **Banquet**


June 23 (Mon.)

June 24 (Tue.)

June 25 (Wed.)

June 26 (Thur.)

June 27 (Fri.)



16th International Congress of Protistology 2025,  
Joint meeting of 

**ICOP/ISOP 2025**

*Day 5*

---

**June 27 (Fri.)**



## Scientific Program

Day 5 - June 27 (Fri.)

### Keynote 6

Room New Millennium Hall

09:00-10:00 **Ecology of a Novel Protist Symbiosis**  
 Jana Milucka (Max Planck Institute for Marine Microbiology, Germany)

### SS 13 Trait Annotation to Study the Functional Diversity of Protists across Earth Biomes

Room New Millennium Hall

10:30-10:50	SS 13-1	<b>Insights from the Working Group on Trait Annotation of Protists and results for the global ocean</b> Pierre Ramond (Sorbonne University CNRS Benthic Ecogeochemistry Laboratory, France)
10:50-11:10	SS 13-2	<b>Trophic strategies in marine protists: annotation and global distributions</b> Luciana Santoferrara (Hofstra University, USA)
11:10-11:30	SS 13-3	<b>Trait-based approach coupled to metatranscriptomic-derived sequence similarity network: towards the depiction of the functional diversity of freshwater microbial eukaryotes</b> Arthur Monjot (Université de Bretagne Occidentale: UBO, France)
11:30-11:50	SS 13-4	<b>Comparative Trait Databases of Cercozoa and Amoebozoa: Functional Insights from Terrestrial Ecosystems</b> Kenneth Dumack (University of Cologne, Germany)

### ISOP SS 2 Environmental Sensing, Responses and Differentiation in Protists

Room 9B217

10:30-10:50	ISOP SS 2-1	<b>ApuRs, a new family of ultraviolet to blue light absorbing rhodopsin channels from apusomonads.</b> Luis Javier Galindo González (University of Granada, Spain)
10:50-11:10	ISOP SS 2-2	<b>Phototaxis and gravitaxis tune the emergence of new collective patterns</b> Hélène de Maleprade (Sorbonne Université, France)
11:10-11:30	ISOP SS 2-3	<b>Differentiation of behavioral responses to complex environmental conditions in ciliary swimming and amoeboid locomotion.</b> Toshiyuki Nakagaki (Hokkaido University, Japan)
11:30-11:50	ISOP SS 2-4	<b>Biophysics of mechanosensation in protists.</b> Kirsty Wan (University of Exeter, UK)

### SS 15 Enhancing Insights into Harmful Algal Blooms: Microbial Interactions, Genetic Diversity, and Ecophysiological Impacts

Room 90110

10:30-10:50	SS 15-1	<b>Phytoplankton recruit specific microbial assemblages and exhibit phylosymbiotic patterns</b> Joo-Hwan Kim (Hanyang University, Republic of Korea)
10:50-11:10	SS 15-2	<b>Comparative Analysis Of Dsp Toxicity And Genetic Structure In Dinophysis Fortii Populations From Northern And Southwestern Japanese Coastal Waters</b> Satoshi Nagai (Fisheries Technology Institute Japan Fisheries Research and Education Agency, Japan)
11:10-11:30	SS 15-3	<b>Toxin production in bloom-forming, harmful alga Alexandrium pacificum (Group IV) is regulated by cyst formation-promoting bacteria Jannaschia cystaugens NBRC 100362T</b> Jiang Yue (Third Institute of Oceanography, China)
11:30-11:50	SS 15-4	<b>Genetic diversity and ecophysiological impacts of the toxic benthic dinoflagellate Ostreopsis in Korean coastal waters</b> Bora Lee (Korea Institute of Ocean Science and Technology, Republic of Korea)

June 23 (Mon.)

June 24 (Tue.)

June 25 (Wed.)

June 26 (Thur.)

June 27 (Fri.)

## Scientific Program

### SS 16 Ciliates as Model Organisms

Room 90109

10:30-10:50	SS 16-1	<b>Chromatin dynamics regulating DNA elimination in Tetrahymena</b> Kensuke Kataoka (National Institute for Basic Biology, Japan)
10:50-11:10	SS 16-2	<b>The role of histone methylations on DNA elimination in the ciliate Paramecium</b> Therese Solberg (Keio University School of Medicine, Japan)
11:10-11:30	SS 16-3	<b>Cryptic transcription ensures faithful DNA elimination in Tetrahymena</b> Miao Tian (Ocean University of China, China)
11:30-11:50	SS 16-4	<b>Soma-Derived Small RNAs Are Coupled With Chromosome Breakage And Precisely Protect Non-Transposon DNA During Genome Rearrangement In Euplotes Vannus</b> Feng Gao (Ocean University of China, China)

### OP20 Protist Ecology & Genomics, Transcriptomics, and Metagenomics

Room New Millennium Hall

13:30-13:45	OP20-1	<b>Seasonal Bloom Dynamics of the nasselarian radiolarian Plagiacantha arachnoides in a Coastal Maine Estuary</b> John Burns (Bigelow Laboratory for Ocean Sciences, USA)
13:45-14:00	OP20-2	<b>Temperature as the main driver of microbial biomass and diversity in a hypoxic harbor during the summer</b> Luciana Santoferrara (Hofstra University, USA)
14:00-14:15	OP20-3	<b>Functional Diversity and Metabolic Strategies of Microeukaryotes from the Epipelagic to the Bathypelagic Zone of the Tropical and Subtropical Ocean</b> Mattia Greco (Institute of Marine Sciences (ICM), Spain)

14:15-14:30 OP20-4

**Quantitative Molecular Diversity and Evolution of Ribosomal Genes in Marine Protists**  
Nansheng Chen (Institute of Oceanology, The Chinese Academy of Sciences, China)

### OP22 Bacteria and Viruses in Protists

Room 90110

13:30-13:45	OP22-1	<b>The unexpected taxonomic diversity of centrohelid heliozoans and their symbionts</b> Elena Gerasimova (University of Tyumen, Russian Federation)
13:45-14:00	OP22-2	<b>Tripartite host-virus-virophage interactions in marine chlorarachniophyte algae</b> Max Emil Schön (Max Planck Institute for Medical Research, Germany)
14:00-14:15	OP22-3	<b>Multiple Euglenid-Bacterial Endosymbiotic Relationships Uncovered</b> Daria Tashyreva (University of Warsaw, Poland)

### OP23 Bacteria and Viruses in Protists

Room 90109

13:30-13:45	OP23-1	<b>Diversity and Dynamics of Microbiomes Associated with Freshwater Ciliates Stentor and Paramecium</b> Alexey Potekhin (University of Innsbruck, Austria)
13:45-14:00	OP23-2	<b>Parabasalid-associated endosymbionts arose from repeated recent events</b> Corey Holt (University of Bath, UK)

### Closing Ceremony

Room New Millennium Hall

14:30 - 15:00 **Closing & Award Ceremony**

## Poster Presentations

**Room** ChoByungdoo International Hall

**Time** June 22 (Mon.), 23 (Tue.) 17:15-19:00

Posters with odd numbers will be presented on Monday, while those with even numbers will be presented on Tuesday. All posters submitted for the Student Award must be presented on Monday.

### Bacteria and Viruses in Protists

- P001** **Concubinage in the dark: Metagenomic insight into the microbiome of centrohelid heliozoan (Haptista, Centroplasthelida) isolated from underground pond in the cave**  
Alexander Balkin (University of Tyumen / Institute for Cellular and Intracellular Symbiosis UB of RAS, Russian Federation)
- P002** **Diversity of Nucleocytoviricota viruses in eustigmatophyte genomes**  
Michal Richtář (University of Ostrava, Czech Republic)
- P003** **Investigating microbial community interactions in the anaerobic protist Anaeramoeba**  
MinSang Cho (Dalhousie University, Canada)
- P003-2** **Genome Mining and Comparative Genome Analysis of Segnochromobacterium spirostomi Akter et al. 2020 Isolated from the Ciliate Spirostomum yagiui**  
Mann Kyoon Shin (University of Ulsan, Republic of Korea)

### Carbon Capture and Sequestration with Algae

- P004** **Taxonomical, Physiological, And Biochemical Characteristics Of Dunaliella Salina Dsta20 From Hypersaline Environments Of Taean Salt Pond, Republic Of Korea**  
Chang Rak Jo (National Marine Biodiversity Institute of Korea, Republic of Korea)
- P005** **Essential amino acid carbon isotope ratios as indicators of marine macrophyte response to environmental variation**  
Hee Young Yun (Hanyang University, Republic of Korea)
- P006** **Morphological And Biochemical Traits Of Asterarcys Quadricellularis Aqys21**  
Nam Seon Kang (National Marine Biodiversity Institute of Korea (MABIK), Republic of Korea)

- P007** **Effects of intermittent aeration and stocking density on the bioremediation capacity of Chondrus ocellatus in Hyporthodus septemfasciatus effluent**  
Sookkyung Shin (Incheon National University, Republic of Korea)

### Endosymbiosis (Plastid and Mitochondria)

- P008** **Nucleomorph genome of the dinoflagellate TGD reveals an early stage of genome reduction following secondary endosymbiosis**  
Ayaka Fujishiro (University of Tsukuba, Japan)
- P009** **Evolutionary Dynamics In Plastid Genome Of Chrysophyte Poterioocchromonas (chrysophyceae) Species With The Presence Of Reduced Plastid Genome In The Non-Photosynthetic Species**  
Hyewon Kim (Chungnam National University, Republic of Korea)

### Genomics, Transcriptomics, and Metagenomics

- P010** **Hidden world within: unraveling the bacterial community in marine strain of centrohelid heliozoan Raphidocystis sp.**  
Darya Poshvina (University of Tyumen, Russian Federation)
- P011** **Detecting non-vertical inheritance across eukaryotes**  
Giacomo Mutti (Institute for Research In Biomedicine (IRB Barcelona) / Barcelona Supercomputing Centre (BSC-Cns), Spain)
- P012** **Covariance of Marine Nucleocytoplasmic Large DNA Viruses with Eukaryotic Plankton Communities in the Sub-Arctic Kongsfjorden Ecosystem: A Metagenomic Analysis of Marine Microbial Ecosystems**  
Kang Eun Kim (Korea Institute of Ocean Science & Technology / University of Science and Technology, Republic of Korea)
- P013** **Anticipating Future HAB Species under Climate Change: Metagenomic Profiling of Resting Cysts in Sediments with a Novel DNA Debris Removal Technique**  
Kang Hyun Park (Hanyang University, Republic of Korea)
- P014** **Unveiling the diversity and metabolic strategies of microeukaryotes beneath the Ross Ice Shelf, Antarctica**  
Mattia Greco (Institute of Marine Sciences, Spain)
- P015** **Genomic Signatures of Morphological Diversification in Xanthophyceae**  
Minho Seo (Sungkyunkwan University, Republic of Korea)



- P016** **Co-occurrence patterns between Chlorophyta and nucleocytoplasmic large DNA virus in coastal ecosystem, South Korea**  
Minjeong Kim (Korea Institute of Ocean Science & Technology, Republic of Korea)
- P017** **Comparative transcriptomic analysis between floating and benthic individuals of *Sargassum horneri* causing golden tide**  
Seo Yeon Byeon (National Institute of Fisheries Science / Sangji University, Republic of Korea)
- P018** **Completing Mitochondrial Genomes of Heterotrophic *Paulinella* from Environmental Samples and Comparative Genomics within *Paulinella***  
Sungpil Han (Sungkyunkwan University, Republic of Korea)
- P019** **Determining ecological interactions of key dinoflagellate species using an intensive metabarcoding approach in a semi-closed coastal ecosystem of South Korea**  
Yu Jin Kim (Korea Institute of Ocean Science & Technology / University of Science And Technology, Republic of Korea)

### Harmful Protists

- P020** **Unveiling potential of saxitoxins (STXs) synthesis capability in marine dinoflagellate *Alexandrium* by STXs synthesis gene (sxt) survey**  
Han-Sol Kim (Sangmyung University, Republic of Korea)
- P021** **Intragenic Diversity of the sxtA4 Gene Drives Saxitoxin Production and Protein Structural Variation in *Alexandrium catenella***  
Jun Kim (Hanyang University, Republic of Korea)
- P022** **Growth Effect of Five Marine Bacteria Species on *Prorocentrum lima* under Nitrogen Deficiency**  
Na Eun Yun (Hanyang University, Republic of Korea)

### Parasites, Symbiosis, and Pathogenic Protists

- P023** **Effects of Deferasirox on *Entamoeba histolytica* trophozoite survival and EhADH2 Enzyme Inhibition: Implications for Anti-amebic Therapy**  
Avelina Espinosa (Roger Williams University, USA)
- P024** **Understanding The Advantages Of Photosymbiotic Relationships Between Amoebae Hosts And Algal Endosymbionts In Oligotrophic Environments**  
Ayumi Sato (National Institute of Genetics / Sokendai, Japan)

- P025** **A new photosymbiosis in the marine plankton unveiled by microscopy and molecular sequencing**  
Fabien Chevalier (CNRS, France)
- P026** **Amoebicidal activity of (-)-Epicatechin against *Acanthamoeba castellanii***  
Huong Giang Le (Gyeongsang National University College of Medicine, Republic of Korea)
- P027** **Amoebicidal Activity Of Compound K Against *Acanthamoeba Castellanii* And *Acanthamoeba Culbertsoni***  
Huong Giang Le (Gyeongsang National University College of Medicine, Republic of Korea)
- P028** **Pan-histone deacetylase inhibitors (HDACis) prevent the proliferation and cyst formation of *Naegleria fowleri***  
Hye-Jeong Jo (Kyung Hee University, Republic of Korea)
- P029** **Toxic Dinoflagellates *Fukuyoa koreensis* And *Coolia malayensis* Inhibit The Growth Of The Parasitic Ciliate *Miamiensis avidus***  
Ji Won Jeon (Korea Institute of Ocean Science and Technology / University of Science & Technology, Republic of Korea)
- P030** **Morphological and taxonomic description of the ciliate *Lambornella clarki*, a parasite of mosquito *Aedes sierrensis***  
Natalia Gogoleva (University of Innsbruck, Austria)
- P031** **Diversity of the pathogenic and free-living testate amoebae Rhogostomidae in aquatic and soil ecosystems of Europe and Asia**  
Olga Zagumyonnaya (Papanin Institute for Biology of Inland Waters Russian Academy of Sciences, Russian Federation)
- P032** **When the Eggs Don't Turn Green**  
Ophelie Lamothe (Ewha Womans University, Republic of Korea)
- P033** **Epibiotic Relationships Between Ciliates (Alveolata: Ciliophora) and *Tropisternus apicipalpis* (Coleoptera: Hydrophilidae)**  
Rosaura Mayen-Estrada (Universidad Nacional Autonoma de México, Mexico)
- P034** **Insights into *Epistylis* Species as Symbionts of Crustacean Hosts**  
Rosaura Mayen-Estrada (Universidad Nacional Autonoma de México, Mexico)
- P035** **Oxymonad (oxymonadida, Pyrrsonymphidae) From Mexican Termites: First Record Of A Pyrrsonympha Species**  
Rosaura Mayen-Estrada (Universidad Nacional Autonoma de México, Mexico)

**P036** **First Record Of A Parabasalid Of Genus Metacoronympha (cristamonadea, Lophomonadidae) In Mexico**  
Rosaura Mayén-Estrada (Universidad Nacional Autónoma de México, Mexico)

**P037** **NEK4 elucidates unique features of Plasmodium meiosis**  
Ryuji Yanase (University of Nottingham / University of Leicester, UK)

**P038** **Diet-associated parasite prevalence in leopard cats (Prionailurus bengalensis) in south Korea through copro-DNA metabarcoding**  
Singeun Oh (Yonsei University College of Medicine, Republic of Korea)

**P039** **Ginsenoside Rb<sub>3</sub> Induces Programmed Cell Death In Brain-Eating Amoeba Naegleria Fowleri**  
Thu Hang Nguyen (Gyeongsang National University, Republic of Korea)

### Photosynthetic Eukaryotes

**P040** **Uncovering population structure in the disjunctly distributed Petrospongia rugosum (Ectocarpales, Phaeophyceae)**  
Ga Hun Boo (Pukyong National University, Republic of Korea)

**P041** **Organelle genome study in Ishigeales, a model lineage for the evolution of multicellularity**  
Ha Yeon Hwang (Sungkyunkwan University, Republic of Korea)

**P042** **Physiological responses of freezing-thawing condition of Tritostichococcus strains isolated from Antarctic snow fields**  
Jeongha So (Korea Polar Research Institute (KOPRI) / University of Science and Technology (UST), Republic of Korea)

**P043** **Characterization of Antarctic Sphaerocystis Strains from Distinct Terrestrial Microhabitats**  
Joon-seo Bae (Korea Polar Research Institute (KOPRI), Republic of Korea)

**P044** **Developing Euglena Gracilis As A Biotechnological Chassis For Recombinant Metabolic Engineering And Recombinant Protein Expression**  
Michael Cagney (University of Nottingham, UK)

**P045** **Characterization of Novel Species Candidate of the Genus Chloromonas from Antarctica: Focus on Freezing Stress Responses**  
Nam-Ju Lee (Korea Polar Research Institute, Republic of Korea)

**P046** **Enhancement Of Polyunsaturate Fatty Acid Production In The Microalga Euglena Gracilis**  
Oskar Fields (University of Nottingham, UK)

**P047** **Community Structure and Dominant Taxa of Antarctic Snow Algae in Barton Peninsula**  
Sung Mi Cho (Korea Polar Research Institute / University of Science and Technology, Republic of Korea)

**P048** **The Diverse World Within: Age-Dependent Photobiont Diversity And Selectivity In The Lichen Protoparmeliopsis Muralis**  
Veronika Kantnerová (Charles University, Czech Republic)

**P049** **Detection of Positively Selected Genes in the Common Ancestor of Four Symbiodinium**  
Yuu Ishii (Kyoto University / The University of Tokyo, Japan)

### Protist Diversity, Biogeography, and Speciation

**P050** **Diversity Distribution Of Arcellinida Across Ecosystems: A Metabarcoding Approach**  
Ángel García-Bodelón (Real Jardín Botánico-Csic / Complutense University, Spain)

**P051** **Phylogeographic Patterns of Two Dominant Ulva Species Associated with Green Tide Formation**  
Hye Jin Park (Sangji University, Republic of Korea)

**P052** **First report on epiphytic dinoflagellates in the seawaters around Ulleungdo and Dokdo area, Korea**  
Jaeyeon Park (Advanced Institute of Convergence Technology, Republic of Korea)

**P053** **Integrative study on a new marine colepid ciliate, Apocoleps n. sp. (Ciliophora, Prorodontida)**  
Je-Woong Yoon (Gangneung-Wonju National University, Republic of Korea)

**P054** **Morphology and molecular phylogeny of two tintinnid species (Ciliophora, Spirotrichea) from coastal waters of South Korea**  
Ji Hye Moon (Gangneung-Wonju National University, Republic of Korea)

**P055** **Taxonomy and Phylogeny of Two Planktonic Hypotrichs, with Establishment of a New Family Pelagotrichidiidae (Protista, Ciliophora, Hypotrichia)**  
Jiamei Jiang (Shanghai Ocean University, China)

**P056 The Histophagous Decomposer of Freshwater Ecosystems: A New Species of Agolohymena (Ciliophora: Oligohymenophorea)**

Ji-Hye Park (Gangneung-Wonju National University, Republic of Korea)

**P057 Morphology And Phylogenetic Position Of Two Novel Dysteria Species (ciliophora: Cyrtophoria) From Deep-Sea Hydrothermal Vents On The Central Indian Ridge, Indian Ocean**

Jung Min Choi (Korea Institute of Ocean Science & Technology, Republic of Korea)

**P058 Phylogeny and morphology of centrohelid heliozoans of the genus Khitsovia**

Liudmila Radaykina (Papanin Institute for Biology of Inland Waters, RAS, Russian Federation)

**P059 Genomic Inference of Past Trends in Population Size of a Ubiquitous Coccolithophore**

Raphael Gollnisch (University of Oxford, UK)

**P060 Soil Ciliate (alveolata, Ciliophora) Records From A Natural Reserve In Mexico City, Mexico**

Rosaura Mayen-Estrada (Universidad Nacional Autonoma de México, Mexico)

**P061 Testate amoebae from the wetlands of the Phobjikha Valley of Bhutan, the Eastern Himalayas**

Satoshi Shimano (Hosei University, Japan)

**P062 Molecular And Morphological Investigation Of Euplotes Corsica Berger & Foissner, 1989 Collected From A Saltern**

Sun Young Kim (National Marine Biodiversity Institute of Korea, Republic of Korea)

**P063 Potentially toxic diatom Pseudo-nitzschia species found along the Jeju coast**

XU WANG (Jeju National University, Republic of Korea)

**P064 Marine Benthic Diatoms from Ulleung Island, Korea**

Yangrae Rho (Korea Maritime and Ocean University, Republic of Korea)

### Protist Ecology

**P065 Lineage-specific Interactive Dynamics of Diatom-dominated Microphytobenthos in a Temperate Hypertidal Mudflat (Bay of Fundy, Canada)**

Adrian Reyes-Prieto (University of New Brunswick, Canada)

**P066 Ciliates From Tank Bromeliads As An Example Of The Rare Biosphere In The Mexican Neotropics**

Carlos Alberto Durán-Ramírez (Laboratorio de Protozoología, Facultad de Ciencias, Mexico)

**P067 Effects Of Microzooplankton Grazing On Diatom Bloom Dynamics In The Northern East China Sea**

Eunbi Lee (Chonnam National University, Republic of Korea)

**P068 Phytoplankton community and water quality from an artificial wetland of a protected area in Mexico City**

Fernanda Montserrat Mota-Lagunes (Universidad Nacional Autónoma de México, Mexico)

**P069 Seasonal Dynamics of Species Composition and Community Structure of Subtidal Macroalgae in the Coastal Ecosystem of Jeju Island**

Ha Neul Park (Estuarine & Coastal Ecology Laboratory, Republic of Korea)

**P070 Feeding diverse prey as an excellent strategy of mixotrophic dinoflagellates for global dominance**

Hee Chang Kang (Inha University, Republic of Korea)

**P071 Response and recovery of subtidal rocky community to the disturbance: The role of species diversity**

Hyun Woo Jeong (Estuarine & Coastal Ecology Laboratory, Republic of Korea)

**P072 Co-occurrence between key HAB species and particle-attached bacteria and substrate specificity of attached bacteria in the coastal ecosystem**

Hyun-Jung Kim (Korea Institute of Ocean Science & Technology / Pusan National University, Republic of Korea)

**P073 Transcriptomic analysis of cold shock response in the dinoflagellate Heterocapsa triquetra**

Jeongah Shin (Hanyang University, Republic of Korea)

**P074 Eco-Evolutionary Strategies In Biological Interactions Of The Dinoflagellate Family Kareniaceae With Prey And Protistan Predators**

Jin Hee Ok (Hanyang University Erica, Republic of Korea)

**P075 Protists As Indicators Of Water Quality In Laguna Grande De Mandinga, Veracruz, Mexico**

Luz María Lazcano-Arriola (Universidad Nacional Autónoma de México, Mexico)

**P076 Evaluation of Amino Acid Uptake and Utilization by the Kleptoplastic Protist Rapaza viridis**

Naoki Fujisawa (Fukui University of Technology, Japan)

**P077 Without you: co-cultured prokaryotes support the long-term survival of the haptophyte *Pavlovalva ranunculiformis***

Ryoma Kamikawa (Kyoto University, Japan)

**P078 Impact of Tsushima Warm Current on Protistan Community Structure: Spatial and Vertical Diversity and Abundance in the South Sea of Korea**

Sang Uk Kang (Gyeongsang National University, Republic of Korea)

**P079 Changes in marine ecosystems in Korean Waters under climate change: focus on plankton and macroalgal ecology**

Sangil Kim (National Institute of Fisheries Science, Republic of Korea)

**P080 Seasonal Dynamics and Environmental Drivers of Harmful and Toxin-producing species in a Frontal Estuarine System: A Case Study of Jinhae Bay, Korea**

Seung Ho Baek (Korea Institute of Ocean Science and Technology, Republic of Korea)

**P081 Coupling And Decoupling Of Marine Stramenopiles And Cyanobacteria In Eutrophic Coastal Waters Of Korea**

Yoonja Kang (Chonnam National University, Republic of Korea)

**P082 Delayed Macroalgal Succession in a Rapidly Deglaciating Antarctic Cove: Persistent Environmental Barriers in Marian Cove, King George Island**

Young Wook Ko (Korea Polar Research Institute, Republic of Korea)

**P083 Heterotrophic Unicellular Eukaryotes Feeding on the Unicellular Red Alga *Cyanidiococcus* Sp. in Moderately Hot Geothermal Sulfuric Springs**

Yuki Sunada (National Institute of Genetics / The Graduate University for Advanced Studies, Sokendai, Japan)

### Protist Evolution and Development

**P084 Phylogeography of *Asparagopsis taxiformis* reveals Population Structure in Korea**

Jong Won Lee (Sungkyunkwan University, Republic of Korea)

**P085 Mitochondrial genome assembly of the parasitic cnidarian (*Enteromyxum leei*) and evolutionary force between Myxozoa and Cnidaria**

Jun-Sang Youn (Chung-Ang University, Republic of Korea)

**P086 Decoding Morphotype Transitions in Choanoflagellates**

Seongwon Hong (Sungkyunkwan University, Republic of Korea)

**P087 Challenging the Charge-Based Model: Divergent Tim17 Homologs in Anaerobic Protists Hint at Alternative Mitochondrial Import Mechanisms**

Vít Dohnálek (Charles University, Czech Republic)

### Protist Genetics and Biochemistry

**P088 The Proteolytic Processing of the Unique F1-ATPase Subunit Alpha in Procytic *Trypanosoma brucei***

Brian Panicucci (Biology Center, Czech Republic)

**P089 CRISPR/Cas9 Genome Editing in the Kleptoplastic Protist *Rapaza viridis***

Hiroki Imanishi (Graduate School of Engineering, Japan)

**P090 Isolation of microalgal plastids to study kleptoplastidy in oceanic plankton**

Marie Pavie (CNRS University of Grenoble Alpes, France)

**P091 A novel role of nucleotidyltransferases in the maturation of *Euglena gracilis* plastidial introns**

Vojtěch Žárský (University of Ostrava, Czech Republic)

### Protist Microscopy, Cell biology, and Physiology

**P092 Evolutionary Cell Biology of Aerobic and Anaerobic Jakobids**

Anastasiia Borodina (Okinawa Institute of Science and Technology, Japan)

**P093 Feeding mechanism of the marine heterotrophic dinoflagellate *Oxyrrhis marina***

Chan Young Hong (Kongju National University, Republic of Korea)

**P094 SPLiT-seq as a high-throughput platform to investigate the developmental program of heterotrophic flagellates**

Dagmar Jirsova (Institute Of Parasitology, CAS, Czech Republic / Arizona State University, USA)

**P096 Drifting Cell Architects of Evolution: Exploring the Subcellular Organisation of the Microalga *Phaeocystis* throughout Evolution using 3D Electron Microscopy**

Leona Schumacher (CNRS, France)

**P097 Exploring light-driven behavior in ventricleftids**

Margarita Skamnelou (Institut De Biologia Evolutiva - Csic Upf, Spain)

- P098 Identification of the gene potentially involved in the conjugation process of the ciliate *Blepharisma stoltei***  
Momoka Yamamoto (Nara Women's University, Japan)
- P099 Revisiting water freeze-drying technique in scanning electron microscopy**  
Naoya Fukuda (Shimane University, Japan)
- P100 Mei2-Like Proteins In Dinoflagellates: Diversity And Possible Functions In Life Cycle Transitions**  
Pavel Safonov (Institute of Cytology, Russian Federation)
- P101 Developing a Spatial Proteomic Map of a Potentially Mitochondrion-lacking Eukaryote**  
Tugba Atalay (Dalhousie University, Canada)
- P102 Preliminary Test For The Identification Of Protist Species With Raman Spectroscopy**  
Vasyl Vaskivskiy (Okinawa Institute of Science and Technology, Japan)

### Taxonomy and Diverse Protist Lineages of All Protists

- P103 A New Marine Apusomonad, *Hexatilemonas jangsaensis* gen. n. et sp. n., and Its Global Distribution**  
Dong Hyuk Jeong (Kyungpook National University, Republic of Korea)
- P104 Unraveling The Diversity Of Cercozoa: Phylogenetics And Ultrastructure Expansion Microscopy Of Novel Gliding Flagellates**  
Guifré Torruella (Université Paris-Saclay, France / Institut de Biologia Evolutiva, Spain)
- P105 New insights and investigation: Morphomolecular notes on the infraciliature, taxonomy, and systematics of pleurostomatid ciliates (Protozoa, Ciliophora), with establishment of a new suborder, two new genera, and three new species**  
Hongbo Pan (Shanghai Ocean University, China)
- P106 Six new species of benthic diatoms from sand flats in Northeast Asia**  
Hyesuk Kim (Korea Maritime and Ocean University, Republic of Korea)
- P107 Resolving the Taxonomic Placement of *Victoriniella multiformis*: A Polymorphic Parasitoid infecting Marine Diatoms**  
Hyewon Kim (Pukyong National University, Republic of Korea)

- P108 Morphology and molecular phylogeny of two new estuarine folliculinid ciliate species (Ciliophora; Heterotrichida; Folliculinidae)**  
Jemin PARK (University of Ulsan, Republic of Korea)
- P109 Exploring Taxonomic Issues in *Pyropia* through rbcL Analysis and Upcoming Phylogenomics**  
NamHyeok Kim (Sungkyunkwan University, Republic of Korea)
- P110 *Sulfonecta Jankowski, 1978*: revisiting its status as a monotypic genus with the description of a new species (Ciliophora; Armophorida; Caenomorphidae)**  
Nanda Dwi KRISTANTI (University of Ulsan, Republic of Korea)
- P111 From one to two: Updating the genus *Planometopus* (Armophorea, Metopidae) through the contributions of a new species and type species**  
Novia Cahyani (University of Ulsan, Republic of Korea)
- P112 Identification of two marine anaerobic ciliates of the genus *Muranotrix* with a new species candidate (Ciliophora; Muranotrichea; Muranotrichidae)**  
Quoc Dung NGUYEN (University of Ulsan, Republic of Korea)
- P113 Clarifying the phylogenetic affiliation of the type species of the syndinean parasite genus *Amoebophrya***  
Sunju Kim (Pukyong National University, Republic of Korea)
- P114 Taxonomy And Phylogeny Of Two Freshwater Ciliates From The Yangtze River, China, With Establishment Of A New Family (protista, Ciliophora, Hypotrichia) Extracted From The Intricate Puzzle Of Oxytrichids**  
Xiaotian Luo (Institute of Hydrobiology, Chinese Academy of Sciences, China)

### Other (Behavior)

- P115 Pseudopodial dynamics and traction stress in the locomotion of *Arcella* sp.**  
Yukinori Nishigami (Hokkaido University, Japan)

### Other (Bioenergetic Enzyme Complexes)

- P116 Membrane Curving Effects And Evolutionary Insights Into The Euglenid Mitochondrial Respiratory Supercomplexes**  
Tian Hongtao (Zhejiang University, China)

**Other (Molecular Clock Dating)**

**A timetree of Fungi dated with fossils and horizontal gene transfers**

**P117** Eduard Ocana-Pallares (Institute for Research in Biomedicine / Barcelona Supercomputing Centre, Spain)

**Other**

**Systematics and phylogeny of the family Amoebidae (Amoebozoa: Tubulinea)**

**P118** Mesentsev Yelisei (Saint Petersburg University, Russian Federation)

**The diversity of naked and testate amoebae (Amoebozoa) in pond sediments of urban park in Moscow (Russia) and Xiamen (China), recovered by morphological and molecular methods**

**P119** Mesentsev Yelisei (Saint Petersburg University, Russian Federation)

**A tree-forming multicellular choanoflagellate**

**P120** Nuria ROS I ROCHER (Université Paris-Cité, France)

**Understanding the Predator-Prey Dynamics Between Heterotrophic Protists and Biofilm**

**P121** Nyah Ortiz (Texas Tech University, USA)

**SPINgen: A Novel Approach for Single-Cell DNA Sequencing without Cell Isolation**

**P122** Parker Crossland (Arizona State University, USA)

**Higher host-association of Alphaproteobacteria linked to the phylogenetic position of host microalgae**

**P123** Soo Hwan Jhin (Hanyang University, Republic of Korea)

**A Report on Eight Unrecorded Microalgae Species Observed in Freshwater in Korea**

**P124** Suk Min Yun (National Institute of Nakdong Basin Biological Resources, Republic of Korea)

**Morphological characteristic analysis of unrecorded freshwater diatoms in Korea**

**P125** Daeryul Kwon (National Institute of Nakdong Basin Biological Resources, Republic of Korea)

**PlanktoQuest: an immersion in virtual reality into the microscopic world of marine protists**

**P126** Johan Decelle (CNRS, France)